


Your partner for:

- Various types and measures of Tables for examination and treatment
- Custom designed tables for special applications
- Accessories



DEWERT

Präzisions-
Stahlrohrmöbel



...for Examination, Treatment, ECG

Please choose - without surcharge - between 2 different variants of leatherettes:
- Stamskin®Top (34 colours) or - Skai® Pandoria Plus (20 colours)




Model 20-00: Frame white powder coated
Model 20-04: Frame silver powder coated
Underpart of square tube 30x30x2 mm, not movable.
Basic: With transverse bracing and levelling feet.
Possibilities for mobility as special equipment.
Note: Therefore we recommend longitudinal bracing.
Lying surface 2-sectioned:
- Head part stepless upwards adjustable by gas spring till 75°. Length head part: 750 mm
- Foot part fixed. Length: 1.200 mm
Standard-Thickness of upholstery: 6 cm
Load capacity: 250 kg (max. weight of patient)
Measures: L: 1.950 mm, W: 650 mm, H: 680 mm



Model 21-00: Frame white powder coated
Model 21-04: Frame silver powder coated
Underpart of square tube 30x30x2 mm, not movable.
Basic: With transverse bracing and levelling feet.
Possibilities for mobility as special equipment.
Note: Therefore we recommend longitudinal bracing.
Lying surface 2-sectioned:
- Head part upwards adjustable (+30°) by 2 metal rachets, safety and for longevity. Length of head part: 550 mm
- Foot part fixed. Length: 1.400 mm
Standard-Thickness of upholstery: 6 cm
Load capacity: 250 kg (max. weight of patient)
Measures: L: 1.950 mm, W: 650 mm, H: 680 mm

Picture with extras: Paper roll holder (Mod. 1210)



Model 25-00: Upholstery frame white, feet chromed
Model 25-04: Upholstery frame silver, feet chromed
Underpart of square tube 30x30x2 mm, not movable.
Basic: With transverse bracing and levelling feet.
Possibilities for mobility as special equipment.
Note: Therefore we recommend longitudinal bracing.
Lying surface 2-sectioned:
- Head part upwards adjustable (+30°) by 2 metal rachets, safety and for longevity. Length of head part: 550 mm
- Foot part fixed. Length: 1.400 mm
Standard-Thickness of upholstery: 6 cm
Load capacity: 250 kg (max. weight of patient)
Measures: L: 1.950 mm, W: 650 mm, H: 680 mm

Picture with extras: Paper roll holder (Mod. 1210)



Model 22-01: Frame completely chromed
Underpart of square tube 30x30x2 mm, not movable.
Basic: With transverse bracing and levelling feet.
Possibilities for mobility as special equipment.
Note: Therefore we recommend longitudinal bracing.
Lying surface 2-sectioned:
- Head part upwards adjustable (+30°) by 2 metal rachets, safety and for longevity. Length of head part: 550 mm
- Foot part fixed. Length: 1.400 mm
Standard-Thickness of upholstery: 6 cm
Load capacity: 250 kg (max. weight of patient)
Measures: L: 1.950 mm, W: 650 mm, H: 680 mm

Model 36-01: Frame completely chromed
Like Model 22-01, but width of lying surface 800 mm

Picture with extras: Paper roll holder (Mod. 1210)

Model-Nos.: 21, 22, 25, 32, 36, 38 also deliverable with 2 adjustable head parts, equally larged (special equipment Mod. 1662).
Both head parts (L: 550 mm) upwards adjustable +30° by 2 metal rachets.

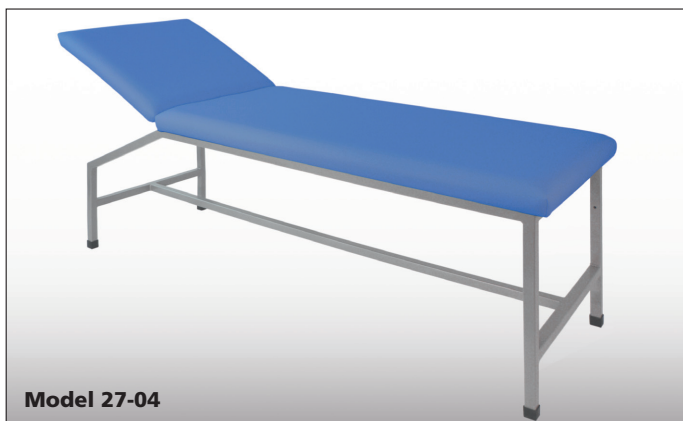
...for Examination, Treatment, Massage

Please choose - without surcharge - between 2 different variants of leatherettes:
- Stamskin®Top (34 colours) or - Skai® Pandoria Plus (20 colours)



Model 108-01: Frame completely chromed
Model 108-00: Frame white powder coated
Model 108-04: Frame silver powder coated
Underpart of square tube 30x30x2 mm, not movable.
Basic: With transverse bracing and levelling feet.
Possibilities for mobility as special equipment.
Note: Therefore we recommend longitudinal bracing.
Lying surface 2-sectioned:
- Head part upwards adjustable (+30°) by 2 metal rachets, safety and for longevity. Length of head part: 550 mm
- Foot part fixed. Length: 1.400 mm
Standard-Thickness of upholstery: 8 cm
Load capacity: 250 kg (max. weight of patient)
Measures: L: 1.950 mm, W: 650 mm, H: 650 mm

Model 109-01: Frame completely chromed
Model 109-00: Frame white powder coated
Model 109-04: Frame silver powder coated
Like Model 108, but width of lying surface 800 mm



Model 27-00: Frame white powder coated
Model 27-04: Frame silver powder coated
Underpart of square tube 30x30x2 mm, not movable.
Basic: With transverse and longitudinal bracing and levelling feet.
Possibilities for mobility as special equipment.
Lying surface 2-sectioned:
- Head part stepless up- (+30°) and downwards (-25°) adjustable by gas spring. Length head part: 550 mm
- Foot part fixed. Length: 1.400 mm
Standard-Thickness of upholstery: 6 cm
Load capacity: 250 kg (max. weight of patient)
Measures: L: 1.950 mm, W: 650 mm, H: 650 mm

Model 37-00: Frame white powder coated
Model 37-04: Frame silver powder coated
Like Model 27, but width of lying surface 800 mm



Model 106-01: Frame completely chromed
Model 106-00: Frame white powder coated
Model 106-04: Frame silver powder coated
Underpart of round pipe 32x2 mm, not movable.
Basic: With transverse bracing and levelling feet.
Possibilities for mobility as special equipment.
Note: Therefore we recommend longitudinal bracing.
Lying surface 2-sectioned:
- Head part upwards adjustable (+30°) by 2 metal rachets, safety and for longevity. Length of head part: 550 mm
- Foot part fixed. Length: 1.400 mm
Standard-Thickness of upholstery: 8 cm
Load capacity: 250 kg (max. weight of patient)
Measures: L: 1.950 mm, W: 650 mm, H: 650 mm

Model 107-01: Frame completely chromed
Model 107-00: Frame white powder coated
Model 107-04: Frame silver powder coated
Like Model 106, but width of lying surface 800 mm



Model 111-01: Frame completely chromed
Underpart of round pipe 32x2 mm, not movable.
Basic: With transverse and longitudinal bracing, and levelling feet.
Possibilities for mobility as special equipment.
Lying surface 2-sectioned:
- Head part stepless up- (+30°) and downwards (-25°) adjustable by gas spring. Length head part: 550 mm
- Opening for nose in head part, but without closing upholstery pad
- Foot part fixed. Length: 1.400 mm
Standard-Thickness of upholstery: 8 cm
Load capacity: 250 kg (max. weight of patient)
Measures: L: 1.950 mm, W: 650 mm, H: 650 mm

...for Examination, Treatment

Please choose - without surcharge - between 2 different variants of leatherettes:
- Stamskin®Top (34 colours) or - Skai® Pandoria Plus (20 colours)



Model 120-01: Frame completely chromed
Model 120-00: Frame white powder coated
Model 120-04: Frame silver powder coated
Underpart of round pipe 32x2 mm, not movable.
Basic: With transverse and longitudinal bracing and levelling feet.
Possibilities for mobility as special equipment.
Lying surface 3-sectioned:
- Head part upwards adjustable (+30°) by 2 metal rachets, safety and for longevity. Length of head part: 550 mm
- Middle part not adjustable. Length: 450 mm
- Foot part stepless upwards adjustable by gas spring till +28°. Length foot part: 950 mm
Standard-Thickness of upholstery: 8 cm
Load capacity: 250 kg (max. weight of patient)
Measures: L: 1.950 mm, W: 650 mm, H: 650 mm



Model 119-01: Frame completely chromed
Model 119-00: Frame white powder coated
Model 119-04: Frame silver powder coated
Underpart of round pipe 32x2 mm, not movable.
Basic: With transverse and longitudinal bracing and levelling feet.
Possibilities for mobility as special equipment.
Lying surface 3-sectioned:
- Head part stepless up- (+45°) and downwards (-25°) adjustable by gas spring. Length head part: 550 mm
- Middle part not adjustable. Length: 450 mm
- Foot part stepless upwards adjustable by gas spring till +28°. Length foot part: 950 mm
Standard-Thickness of upholstery: 8 cm
Load capacity: 250 kg (max. weight of patient)
Measures: L: 1.950 mm, W: 650 mm, H: 650 mm

Picture with extras: Paper roll holder (Mod. 1210)



Model 138-01
Upholstery frame chromed, supported on 2 cabinets.
Lying surface 2-sectioned:
- Head part upwards adjustable (+30°) by 2 metal rachets, safety and for longevity. Length of head part: 550 mm
- Foot part fixed. Length: 1.400 mm
Standard-Thickness of upholstery: 8 cm
Basic: Cabinet right side with wing door
Cabinet left side with 4 drawers
Colour of cabinets: White
(On request we can offer cabinets in other placed)
Measures: L: 1.950 mm, W: 650 mm, H: 700 mm

Model 139-01
Like Model 138-01, but width of lying surface 800 mm



Model 160-00
Underpart of massive wood, light tone (Maple)
On request we can offer other wood colours.
Lying surface 2-sectioned:
- Head part stepless upwards adjustable by gas spring till +50°. Length head part: 550 mm
- Foot part fixed. Length 1.400 mm
Load capacity: 250 kg (max. weight of patient)
Standard: Soft-elastic upholstery, thickness: 7 cm
Measures: L: 1.980 mm, W: 690 mm, H: 650 mm

...for Examination and Treatment / Folding-Wall-Tables

Please choose - without surcharge – between 2 different variants of leatherettes:
- Stamskin®Top (34 colours) or - Skai® Pandoria Plus (20 colours)



Model 125-01/L

Model 125-01/L = head part on left side (picture)
Model 125-01/R = head part on right side

Underpart of square tube 30x30x2 mm, chromed.

In functional state the table stands on the feet.

In this way the table has a high rugged design (minimum application of load to the wall).

Only if the table is turned up- or downwards the wall holders will be burdened (carrying function).

Note: The mounting of Mod. 125 with standard wall holders is only allowed at a solid wall.

For other wall constructions you need special designed wall holders (Mod. 125-1380) with an additional stabilization at the floor. (Only possible if there is no baseboard at the place where you want to install the table)

Basic equipment of Mod. 125:

Lying surface 2-sectioned:

- Head part upwards adjustable (+30°) by 2 metal ratchets, safety and for longevity. Length of head part: 550 mm
- Foot part fixed, Length: 1.400 mm.
- Turnable to the wall over alongside of the table upwards (picture 2) or downwards (picture 3)
- Swinging out of the feet by pneumatic spring support

- The pneumatic springs are also a safety mechanism against unintentional folding of the feet in functional state of the table

- With 2 wall holders for table fixation

- With 1 safety holder including belt (for safety fixation of the upwards turned table)

- 1 spacer as a swinging stop if the table is vertical turned downwards

Standard-Thickness of upholstery: 8 cm

Measures: L: 1.950 mm, W: 650 mm, H: 700 mm

Weight of the table: 35 kg


Load capacity: 200 kg (max. weight of patient), only for solid walls.

Other wall constructions may reduce the load capacity.

Important measures for mounting of the table:


- Length: Table including wall holders: 2.040 mm

Picture 2



- Distance from the wall table turned upwards: 150 mm

Picture 3



- Distance from the wall table turned downwards: 200 mm



Model 126-01

Model 126-01

Underpart of square tube 30x30x2 mm, chromed. In functional state the table stands on the feet. In this way the table has a high rugged design (no application of load to the wall).

Turned upwards to the wall the table stands on the behind foot-rack. Then it is the bearing element. The foot-rack has to be fixed by screws, additional at wall and floor.

Note: The mounting of Mod. 126-01 must be at a load-bearing, solid wall.

Basic equipment of Mod. 126-01:

Lying surface 2-sectioned:

- Head part upwards adjustable (+30°) by 2 metal ratchets, safety and for longevity. Length of head part: 550 mm

- Foot part fixed. Length: 1.400 mm.

- Turnable to the wall transverse over end of head part

(The turning out of the feet of foot part and the swinging downwards of complete table is manual.

Fixation of the turned out feet by knurled screw)

- With 2 wall holders including safety belt (for fixation of the upwards turned table)

Standard-Thickness of upholstery: 8 cm

Load capacity: 200 kg (max. weight of patient), only for solid walls.

Measures: L: 1.950 mm, W: 650 mm, H: 650 mm,

Weight of the table: 34 kg

Important measures for mounting of the table:

- Necessary height of room: 2.420 mm
- Length of operability table: 2.050 mm (measured including the behind foot-rack)
- Distance upholstery head part to the wall: 90 mm
- Place of the 2 wall holders approx. : H: 1.430 mm

All Dewert-Tables are manufactured by ourselves in Bielefeld, Germany. If possible, the tables may be delivered in special measures or with additional functions for your special applications. Please do not hesitate to contact us.

...for Examination, Treatment

Please choose - without surcharge - between 2 different variants of leatherettes:
- Stamskin®Top (34 colours) or - Skai® Pandoria Plus (20 colours)



Model 16-01: Frame completely chromed
Model 16-00: Frame white powder coated
Model 16-04: Frame silver powder coated
Underpart of square tube 30x30x2 mm, not movable.
Basic: With transverse bracing and levelling feet.
Possibilities for mobility as special equipment.
Note: Therefore we recommend longitudinal bracing.
Lying surface 1-part:
Measures: L: 1.450 mm, W: 650 mm, H: 650 mm
Standard-Thickness of upholstery: 6 cm
Load capacity: 250 kg (max. weight of patient)

Model 17-01: Frame completely chromed
Model 17-00: Frame white powder coated
Model 17-04: Frame silver powder coated
Like Model 16, but width of lying surface 800 mm

(Other measures on request)



Picture with extras: Paper roll holder (Mod. 1210)

Model 113-01: Frame completely chromed
Model 113-00: Frame white powder coated
Model 113-04: Frame silver powder coated
Underpart of square tube 30x30x2 mm, not movable.
Basic: With transverse bracing and levelling feet.
Possibilities for mobility as special equipment.
Note: Therefore we recommend longitudinal bracing.
Lying surface 3-sectioned:
- Head part (L: 550 mm) upwards adjustable (+30°) by 2 metal rachets.
- Middle part fixed. Length: 920 mm
- Foot part stepless from vertical downwards -90° till +10° upwards adjustable by gas spring. Length foot part: 480 mm
Measures: Length min.: 1.600 mm / max.: 1.950 mm, W: 650 mm, H: 800 mm.
Standard-Thickness of upholstery: 8 cm. Load capacity (foot part vertical downwards): 250 kg (max. weight of patient)

Model 114-01: Frame completely chromed
Model 114-00: Frame white powder coated
Model 114-04: Frame silver powder coated
Like Model 113, but width of lying surface 800 mm



Model 121-01: Frame completely chromed
Model 121-00: Frame white powder coated
Model 121-04: Frame silver powder coated
Underpart of round pipe 32x2 mm, not movable.
Basic: With transverse and longitudinal bracing and levelling feet.
Possibilities for mobility as special equipment.
Lying surface 3-sectioned:
- Head part upwards adjustable (+30°) by 2 metal rachets, safety and for longevity. Length of head part: 550 mm
- Middle part fixed. Length: 900 mm
- Foot part stepless from vertical downwards -90° till +25° upwards adjustable by gas spring. Length foot part: 500 mm
Measures: Length min.: 1.550 mm / max.: 1.970 mm, W: 650 mm, H: 800 mm.
Standard-Thickness of upholstery: 8 cm.
Load capacity (foot part vertical downwards): 250 kg (max. weight of patient)



Model 122-01: Frame completely chromed
Model 122-00: Frame white powder coated
Model 122-04: Frame silver powder coated
Underpart of round pipe 32x2 mm, not movable.
Basic: With transverse and longitudinal bracing and levelling feet.
Possibilities for mobility as special equipment.
Lying surface 3-sectioned:
- Head and foot part stepless from vertical downwards -90° till +25° upwards adjustable by gas spring.
- Length head / foot part: 450 mm (each)
- Middle part fixed. Length: 1.120 mm
Measures: Length min.: 1.300 mm / max.: 2.020 mm, W: 650 mm, H: 800 mm.
Standard-Thickness of upholstery: 8 cm.
Load capacity (head and foot vertical part downwards): 250 kg (max. weight of patient)

All tables are manufactured by ourselves in Bielefeld, Germany. On request the tables may be deliverable in special measures or with additional functions. Please also have a look at our special equipment on page 34 in this catalogue to provide the tables for your special applications.

...for Examination, Treatment - height adjustable short tables

Please choose - without surcharge – between 2 different variants of leatherettes:
- Stamskin®Top (34 colours) or - Skai® Pandoria Plus (20 colours)



Model 2100...XL and Model 2105...XL and Model 2110...XL
Alternative 1: Manual foot operated height adjustment by hydraulic pump. Pedals for foot-controlled height positioning are bothsides the table.
Alternative 2: Height adjustment by electromotive drive. The electric motor is controlled by 1 foot switch (possible option: Hand switch)
 Time of electric level positioning from min. to max.: 22 sec.
Basic equipment:
 - Lying surface 1-part: Length: 1.400 mm (other length on request)
 - Not movable. Possibilities for mobility see list of extras, page 34.
 Standard-Thickness of upholstery: 6 cm.
 Upholstery base: Laminated wood.
 Load capacity: 250 kg (max. weight of patient)

Picture with extras:
Castors 100 mm diam.,
each with total lock
(4x Mod. 1120)

Model	Width	Vertical height adjustment by	Frame colour:
2100-00XL/H	650 mm	Hydraulic pump: 500 - 920 mm	White powder painted
2100-04XL/H	650 mm	Hydraulic pump: 500 - 920 mm	Silver powder painted
2105-00XL/H	800 mm	Hydraulic pump: 500 - 920 mm	White powder painted
2105-04XL/H	800 mm	Hydraulic pump: 500 - 920 mm	Silver powder painted
2110-00XL/H	1.000 mm	Hydraulic pump: 500 - 920 mm	White powder painted
2110-04XL/H	1.000 mm	Hydraulic pump: 500 - 920 mm	Silver powder painted
2100-00XL	650 mm	Electric motor: 480 - 920 mm	White powder painted
2100-04XL	650 mm	Electric motor: 480 - 920 mm	Silver powder painted
2105-00XL	800 mm	Electric motor: 480 - 920 mm	White powder painted
2105-04XL	800 mm	Electric motor: 480 - 920 mm	Silver powder painted
2110-00XL	1.000 mm	Electric motor: 480 - 920 mm	White powder painted
2110-04XL	1.000 mm	Electric motor: 480 - 920 mm	Silver powder painted

All tables are produced in our company in Bielefeld, Germany. On request the tables may be delivered in special measures (Length, Width, Height), additional functions or other frame colours. **Please contact us.**



Model 2114...XL and Model 2115...XL
Alternative 1: Manual foot operated height adjustment by hydraulic pump. Pedals for foot-controlled height positioning are bothsides the table.
Alternative 2: Height adjustment by electromotive drive. The electric motor is controlled by 1 foot switch (possible option: Hand switch)
 Time of electric level positioning from min. to max.: 22 sec.
Basic equipment:
 - Lying surface 1-part: Length: 1.400 mm (other length on request)
 - With 3-side upholstered border in covering of lying surface colour
 Border height: 150 mm
 - Not movable. Possibilities for mobility see list of extras, page 34.
 Standard-Thickness of upholstery: 6 cm.
 Upholstery base: Laminated wood.
 Load capacity: 250 kg (max. weight of patient)

Picture with extras:
Castors 100 mm diam.,
each with total lock
(4x Mod. 1120)

Model	Width	Vertical height adjustment by	Frame colour
2114-00XL/H	650 mm	Hydraulic pump: 500 - 920 mm	White powder painted
2114-04XL/H	650 mm	Hydraulic pump: 500 - 920 mm	Silver powder painted
2115-00XL/H	800 mm	Hydraulic pump: 500 - 920 mm	White powder painted
2115-04XL/H	800 mm	Hydraulic pump: 500 - 920 mm	Silver powder painted
2114-00XL	650 mm	Electric motor: 480 - 920 mm	White powder painted
2114-04XL	650 mm	Electric motor: 480 - 920 mm	Silver powder painted
2115-00XL	800 mm	Electric motor: 480 - 920 mm	White powder painted
2115-04XL	800 mm	Electric motor: 480 - 920 mm	Silver powder painted

All tables are produced in our company in Bielefeld, Germany. On request the tables may be delivered in special measures (Length, Width, Height), additional functions or other frame colours. **Please contact us.**

Tables with electric motor powered adjustment must have a safety-lock-box to protect against unauthorized usage (regulations of BfArM based on EU-ordinance acc. EN 60601). Please choose between our 2 possibilities:
 - Mod. 1993: Safety box, fixed on the underpart, with 1 magnetic key (see picture on page 34)
 - Mod. 1995: Emergency stop button, fixed on top frame, with 2 keys (see picture on page 34)

...for Examination of adipositas patients

Tables with loading capacity: 400 kg

Please choose - without surcharge - between 2 different variants of leatherettes:
- Stamskin®Top (34 colours) or - Skai® Pandora Plus (20 colours)



Not height adjustable

Heavy load table Model 208-00, frame white powder coated
Heavy load table Model 208-04, frame silver powder coated
Underpart of square tube 35x35x3 mm.

Basic equipment:

Lying surface 2-sectioned:

- Head part stepless upwards adjustable by gas spring till +40°. Length head part: 550 mm
- Foot part fixed. Length: 1.400 mm
- With transverse and longitudinal bracing and 1 additional support from the bracing to upholstery frame
- Not movable (Mobility possible by heavy duty castors Mod. 1189)

Thickness of upholstery: 8 cm

Measures: L: 1.950 mm, W: 650 mm, H: 650 mm

Load capacity: 400 kg (max. weight of patient)



Not height adjustable

Heavy load table Model 209-00, frame white powder coated
Heavy load table Model 209-04, frame silver powder coated
Underpart of square tube 35x35x3 mm.

Basic equipment:

Lying surface 2-sectioned:

- Head part stepless upwards adjustable by gas spring till +40°. Length head part: 550 mm
- Foot part fixed. Length: 1.400 mm
- With transverse and 2 longitudinal bracings and 1 additional support from the bracing to upholstery frame
- Not movable (Mobility possible by heavy duty castors Mod. 1189)

Thickness of upholstery: 8 cm

Measures: L: 1.950 mm, W: 800 mm, H: 650 mm

Load capacity: 400 kg (max. weight of patient)

Picture with extras: Heavy duty castors 125 mm diam. with central locking system (Mod. 1189)



Height adjustable

Heavy load table Model 7209-00, frame white powder coated
Heavy load table Model 7209-04, frame silver powder coated
Height adjustment only by electric motor from 500 mm to 850 mm. The lifting speed of the motor is always constant even the table is burdened with 400 kg.

Time of electric level positioning from min. to max.: 36 sec.

Standard: The electric motor-powered height adjustment is controlled by 1 foot switch (possible option: Hand switch)

Basic equipment:

- Special electric motor with highest lifting force and carrying capacity
- Large-scale dimensioned square tube with 3 mm wall thickness
- Proved solid construction with ideal power distribution

Lying surface 2-sectioned:

- Head part stepless upwards adjustable by gas spring till +40°. Length of head part: 500 mm
- Foot part fixed. Length: 1.450 mm
- Not movable (Mobility possible by heavy duty castors Mod. 1189)

Thickness of upholstery: 8 cm

Measures: L: 1.950 mm, W: 800 mm, H: 500 to 850 mm

Load capacity: 400 kg (max. weight of patient)

Picture with extras: Heavy duty castors 125 mm diam. with central locking system (Mod. 1189)

Tables with electric motor powered adjustment must have a safety-lock-box to protect against unauthorized usage (regulations of BfArM based on EU-ordinance acc. EN 60601).

Please choose between our 2 possibilities:

- Mod. 1993: Safety box, fixed on the underpart, with 1 magnetic key (see picture on page 34)
- Mod. 1995: Emergency stop button, fixed on top frame, with 2 keys (see picture on page 34)

Special equipment:

Mobility:

Our heavy load tables are also deliverable in movable version. Therefore the castors load capacity must be designed for the tables load capacity.

Possible:

- Heavy duty castors 125 mm diam., with central locking system (Mod. 1189)

Other options for special equipment:

- Paper roll holder, Side guards, Storage basket

Please have a look at our special equipment on page 34 in this catalogue.

...for Examination and Treatment of adipositas patients with safe working load 350 kg

Please choose - without surcharge – between 2 different variants of leatherettes:
- Stamskin®Top (34 colours) or - Skai® Pandoria Plus (20 colours)

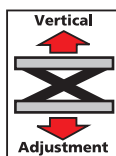
Model 7255....., 3-sectioned table, with electrical adjustment of:

- height
- head part
- foot part

Therefore a comfortable and easy positioning of the adipositas patient is possible and unnecessary stress for patient and medical physician is reduced.



All pictures with extras:
- Heavy duty castors 125 mm diam. with central locking system (Mod. 1189)
- Storage basket (Mod. 1850)



Heavy load table Model 7255-00, frame white powder coated Heavy load table Model 7255-04, frame silver powder coated

Height adjustable only by electric motor from 540 mm to 890 mm.
Time of electric adjustment from min. to max.: 36 sec.

The lifting speed of the motor is always constant even the table is burdened with 350 kg.

Standard: The electric motor-powered height adjustment is controlled by 1 foot switch (possible option: Hand switch)

Basic equipment:

- Special electric motor with highest lifting force and carrying capacity
- Large-scale dimensioned square tube with 3 mm wall thickness
- Proved solid construction with ideal power distribution

Lying surface 3-sectioned:

- Head part stepless upwards till + 45° adjustable by electric motor, controlled by hand switch.

Length of head part: 550 mm

- Middle part fixed. Length: 410 mm

- Foot part stepless upwards till + 30° adjustable by electric motor, controlled by hand switch.

Length of foot part: 1.030 mm

- Not movable (Mobility possible by heavy duty castors Mod. 1189)

Thickness of upholstery: 8 cm. Upholstery base: Laminated wood.

Measures: L: 1.990 mm, W: 800 mm, H: 540 to 890 mm

Load capacity: 350 kg (max. weight of patient)

Special equipment:

Mobility:

Our heavy load tables are also deliverable in movable version. Therefore the castors load capacity must be designed for the tables load capacity.

Possible:

- Heavy duty castors 125 mm diam., with central locking system (Mod. 1189)

Other options for special equipment:

- Paper roll holder
- Side guards
- Storage basket

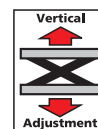
Please have a look at our special equipment, page 34 in this catalogue.

Tables with electric motor powered adjustment must have a safety-lock-box to protect against unauthorized usage (regulations of BfArM based on EU-ordinance acc. EN 60601).

Here take - Mod. 1993: Safety box, fixed on the underpart, with 1 magnetic key see picture on page 34)

...for Examination, Treatment, Massage - height adjustable manual by hydraulic lift

Please choose - without surcharge - between 2 different variants of leatherettes:
- Stamskin®Top (34 colours) or - Skai® Pandoria Plus (20 colours)



Our Models 2000XL/H / 2001XL/H and 4000/H / 4001/H are high grade versatile tables.
Please consider for decision to buy a table with height adjustability by electric motor or by manual hydraulic lift:

- Tables with height adjustment by hydraulic pump we recommend by predominant mobility usage.
- The height adjustment is possible without electric current
- The height is manual adjustable by foot operated pump (repeated treading of the foot pedal).
- For operator convenience the foot-pedals always fitted (as standard) bothsides the table.



Model 2000-00XL/H

Picture with extras: - Castors 100 mm diam. with central locking system (Mod. 1180N), - Paper roll holder (Mod. 1270K)

Model 2000-00XL/H: Frame white powder coated

Model 2000-04XL/H: Frame silver powder coated

Manual foot operated height adjustment by hydraulic pump from **500 mm to 920 mm**.

Pedals for foot-controlled height positioning are bothsides the table.

Basic equipment:

Lying surface 2-sectioned:

- Head part stepless up- (+45°) and downwards (-35°) adjustable by gas spring
- Length head part: 550 mm
- Foot (back) part fixed. Length: 1.400 mm

- Not movable. Possibilities for mobility see list of extras, page 34.

Standard-Thickness of upholstery: 6 cm. Upholstery base: Laminated wood.

Measures: Length: 1.950 mm, Width: 700 mm

Load capacity: 250 kg (max. weight of patient)

Model 2001-00XL/H: Frame white powder coated

Model 2001-04XL/H: Frame silver powder coated

like Mod. 2000...XL/H, but difference:

Width of lying surface: 800 mm



Model 4000-00/H

Picture with extras: Comfort-Castors 125 mm diam. with central locking system (Mod. 1185)

Model 4000-00/H: Frame white powder coated

Model 4000-04/H: Frame silver powder coated

Manual foot operated height adjustment by hydraulic pump from **440 mm to 900 mm**.

Pedals for foot-controlled height positioning are bothsides the table.

Basic equipment:

Lying surface 2-sectioned:

- Head part stepless up- (+45°) and downwards (-35°) adjustable by gas spring
- Length head part: 500 mm
- Foot (back) part fixed. Length: 1.500 mm

- Not movable. Possibilities for mobility see list of extras, page 34.

Standard-Thickness of upholstery: 6 cm. Upholstery base: Laminated wood.

Measures: Length: 2.000 mm, Width: 700 mm

Load capacity: 250 kg (max. weight of patient)

Model 4001-00/H: Frame white powder coated

Model 4001-04/H: Frame silver powder coated

like Mod. 4000.../H, but difference:

Width of lying surface: 800 mm

Protection for upholstery of Models 2000XL, 2001XL and 4000, 4001



Model 2000-00/H

Picture with extras: - Castors 100 mm diam. with central locking system (Mod. 1180N)
- Wall protection bumpers (Mod. 1175-00)
- Upholstery shock-protection (Mod. 1178-00)

Mod. 1175-00- Model-No.: Wall protection bumpers, holder white

Mod. 1175-04- Model-No.: Wall protection bumpers, holder silver

For Models 2000XL and 4000 (lying surface 700 mm)

4 wall protection bumpers to retrofit at the edges of head and foot part

Mod. 1176-00- Model-No.: Wall protection bumpers, holder white

Mod. 1176-04- Model-No.: Wall protection bumpers, holder silver

For Models 2001XL and 4001 (lying surface 800 mm)

4 wall protection bumpers to retrofit at the edges of head and foot part

Mod. 1178-00- Model-No.: Upholstery shock-protection, holder white

Mod. 1178-04- Model-No.: Upholstery shock-protection, holder silver

For Models 2000XL and 4000 (lying surface 700 mm)

2 longitudinal protection rods for foot upholstery to assemble at left and right side of the table

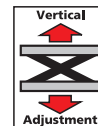
Mod. 1179-00- Model-No.: Upholstery shock-protection, holder white

Mod. 1179-04- Model-No.: Upholstery shock-protection, holder silver

For Models 2001XL and 4001 (lying surface 800 mm)

2 longitudinal protection rods for foot upholstery to assemble at left and right side of the table

...for Examination, Treatment, Massage - height adjustable by electric motor drive



Please choose - without surcharge - between 2 different variants of leatherettes:
- Stamskin®Top (34 colours) or - Skai® Pandoria Plus (20 colours)

Our Models 2000XL / 2001XL and 4000 / 4001 are high grade versatile tables.
Please consider for decision to buy a table with height adjustability by electric motor or by manual hydraulic lift:

- Tables with electric motor must have a 230 V power connection for motor function.
- With lifting force of 7.000 to 10.000 N the motor is very powerful with constant speed burdened or unburdened. A safety-lock-box to protect against unauthorized usage is necessary.
- To handle the motor you can choose between hand or foot switch, as standard the table has a foot switch.
- Tables with electric motor lift must be checked-up under specifications of IEC 60601 / IEC 62353.



Model 2000-00XL

Picture with extras: - Castors 100 mm diam., each with total lock (4x Mod. 1120)
- Paper roll holder (Mod. 1270F)

Model 2000-00XL: Frame white powder coated

Model 2000-04XL: Frame silver powder coated

Height adjustment by electromotive drive from **480 mm to 920 mm**.

Time of electric level positioning from min. to max.: 22 sec.

The electric motor is controlled by 1 foot switch

(possible option: Hand switch).

Basic equipment:

Lying surface 2-sectioned:

- Head part stepless up- (+45°) and downwards (-35°)
adjustable by gas spring

- Length head part: 550 mm

- Foot (back) part fixed. Length: 1.400 mm

- Not movable. Possibilities for mobility see list of extras, page 34.

Standard-Thickness of upholstery: 6 cm. Upholstery base: Laminated wood.

Measures: Length: 1.950 mm, Width: 700 mm

Load capacity: 280 kg (max. weight of patient)

Model 2001-00XL: Frame white powder coated

Model 2001-04XL: Frame silver powder coated

like Mod. 2000XL, but difference:

Width of lying surface: 800 mm



Model 4000-00

Both pictures with extras:
Castors 100 mm diam., each with total lock (4x Mod. 1120)

Model 4000-00: Frame white powder coated

Model 4000-04: Frame silver powder coated

Height adjustment by electromotive drive from **420 mm to 970 mm**.

Time of electric level positioning from min. to max.: 18 sec.

The electric motor is controlled by 1 foot switch

(possible option: Hand switch).

Basic equipment:

Lying surface 2-sectioned:

- Head part stepless up- (+45°) and downwards (-35°)
adjustable by gas spring

- Length head part: 500 mm

- Foot (back) part fixed. Length: 1.500 mm

- Not movable. Possibilities for mobility see list of extras, page 34.

Standard-Thickness of upholstery: 6 cm. Upholstery base: Laminated wood.

Measures: Length: 2.000 mm, Width: 700 mm


Load capacity: 250 kg (max. weight of patient)

Model 4001-00: Frame white powder coated

Model 4001-04: Frame silver powder coated

like Mod. 4000, but difference:

Width of lying surface: 800 mm



Model 4000-00

Both pictures with extras:
Head part adjustable by electric motor. (Mod.-No. 1665)

Special equipment Model 1665 for tables

Model 2000XL / 2001XL and 4000 / 4001:

Head part stepless up- and downwards

adjustable by electric motor.

The motor is controlled by hand switch (standard).



Some possibilities to provide the different alternatives of height adjustable tables series 2000 and 4000 with accessories:

- Side guards, - Storage baskets, - Upholstery in soft and elastic configuration, - Support for arm, - Stainless steel side rails, - Different possibilities of castors, - Paper roll holders under head part or at foot part, - Opening for nose and cushion to close....

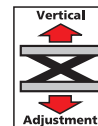
Please have a look at our special equipment on page 34 in this catalogue.

Tables with electric motor powered adjustment must have a safety-lock-box to protect against unauthorized usage (regulations of BfArM based on EU-ordinance acc. EN 60601). Please choose between our 2 possibilities:

- Mod. 1993: Safety box, fixed on the underpart, with 1 magnetic key (see picture on page 34)
- Mod. 1995: Emergency stop button, fixed on top frame, with 2 keys (see picture on page 34)

...for Examination, Treatment - height adjustable

Please choose - without surcharge – between 2 different variants of leatherettes:
- Stamskin®Top (34 colours) or - Skai® Pandoria Plus (20 colours)



The ease and convenience designed table Model 5000:

- Upholstery ergonomic configured
- Upholstered in comfortable softness to support patients during treatment relaxed and ease
- Nice designed table, usage of large scale dimensioned oval and round pipe



Model 5000-04

Model 5000-00, frame white powder coated

Model 5000-04, frame silver powder coated

Height adjustment only by electromotive drive.
The electric motor is controlled by 1 foot switch
(possible option: Hand switch)

Basic equipment:

Lying surface 2-sectioned:

- Head part stepless up- (+45°) and downwards (-35°) adjustable by gas spring. Length head part: 500 mm
- Foot (back) part fixed. Length: 1.500 mm

- Upholstery in high-quality comfortable softness

- Thickness of upholstery: 8 cm
- Upholstery ergonomic configured, special:
Widening in the middle of back part for the arms
- Not movable. Possibilities for mobility see list of extras, page 34.

Measures:

Length: 2.000 mm, Height: Adjustable from **480 to 1.020 mm**
Width: Trapezoidal from 600 mm (begin head part) to 790 mm middle of back (foot) part to 650 mm end of back (foot) part
Load capacity: 250 kg (max. weight of patient)
Time of electric level positioning from min. to max.: 28 sec.



Model 5000-04



Model 2006-00XL

Model 2006-...XL and Model 2007-...XL

Measures: Length min.: 1.550 mm, Length max.: 1.950 mm

Alternative 1: Manual foot operated height adjustment by hydraulic pump. Pedals for foot-controlled height positioning are bothsides the table.

Alternative 2: Height adjustment by electromotive drive.

The electric motor is controlled by 1 foot switch
(possible option: Hand switch)

Time of electric level positioning from min. to max.: 22 sec.

Basic equipment:

Lying surface 2-sectioned:

- Head part stepless adjustable from downwards vertical position (-90°) to upwards position (+30°) by gas spring. Length head part: 450 mm
- Foot (back) part fixed. Length: 1.500 mm
- Not movable. Possibilities for mobility see list of extras, page 34.

Standard-Thickness of upholstery: 6 cm. Upholstery base: Laminated wood.
Load capacity: 250 kg (max. weight of patient)

Both pictures with extras: Castors 100 mm diam., each with total lock (4x Mod. 1120)



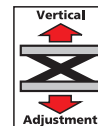
Model 2006-00XL

Model	Width	Vertical height adjustment by	Frame colour
2006-00XL/H	700 mm	Hydraulic pump: 540 - 960 mm	White powder painted
2006-04XL/H	700 mm	Hydraulic pump: 540 - 960 mm	Silver powder painted
2007-00XL/H	800 mm	Hydraulic pump: 540 - 960 mm	White powder painted
2007-04XL/H	800 mm	Hydraulic pump: 540 - 960 mm	Silver powder painted
2006-00XL	700 mm	Electric motor: 520 - 960 mm	White powder painted
2006-04XL	700 mm	Electric motor: 520 - 960 mm	Silver powder painted
2007-00XL	800 mm	Electric motor: 520 - 960 mm	White powder painted
2007-04XL	800 mm	Electric motor: 520 - 960 mm	Silver powder painted

Tables with electric motor powered adjustment must have a safety-lock-box to protect against unauthorized usage (regulations of BfArM based on EU-ordinance acc. EN 60601). Please choose between our 2 possibilities:

- Mod. 1993: Safety box, fixed on the underpart, with 1 magnetic key (see picture on page 34)
- Mod. 1995: Emergency stop button, fixed on top frame, with 2 keys (see picture on page 34)

...for Examination - height adjustable with variable length



Please choose - without surcharge - between 2 different variants of leatherettes:
- Stamskin®Top (34 colours) or - Skai® Pandoria Plus (20 colours)



Model 2010-00XL/H

Model 2010...XL and Model 2011...XL:

Length min.: 1.550 mm, Length max. 1.950 mm

Alternative 1: Manual foot operated height adjustment by hydraulic pump. Pedals for foot-controlled height positioning are bothsides the table.

Alternative 2: Height adjustment by electromotive drive. The electric motor is controlled by 1 foot switch (possible option: Hand switch). Time of electric level positioning from min. to max.: 22 sec.

Basic equipment:

Lying surface 3-sectioned:

- **Head part stepless upwards adjustable by gas spring**

till +60°. Length head part: 450 mm

- Middle part fixed. Length: 1.050 mm

- Foot part stepless adjustable from downwards vertical position (-90°) to upwards position (+30°) by gas spring.

Length foot part: 450 mm

- Not movable. Possibilities for mobility see list of extras, page 34.

Standard-Thickness of upholstery: 6 cm. Upholstery base: Laminated wood.

Load capacity (foot part vertical downwards): 250 kg (max. weight of patient)

Both picture with extras: Castors 100 mm diam., each with total lock (4x Mod. 1120)

Model	Width	Vertical height adjustment by:	Frame colour
2010-00XL/H	700 mm	Hydraulic pump: 550 - 970 mm	White powder painted
2010-04XL/H	700 mm	Hydraulic pump: 550 - 970 mm	Silver powder painted
2011-00XL/H	800 mm	Hydraulic pump: 550 - 970 mm	White powder painted
2011-04XL/H	800 mm	Hydraulic pump: 550 - 970 mm	Silver powder painted
2010-00XL	700 mm	Electric motor: 530 - 970 mm	White powder painted
2010-04XL	700 mm	Electric motor: 530 - 970 mm	Silver powder painted
2011-00XL	800 mm	Electric motor: 530 - 970 mm	White powder painted
2011-04XL	800 mm	Electric motor: 530 - 970 mm	Silver powder painted



Model 2010-00XL/H with extras



Model 2008-00XL

Model 2008-...XL and Model 2009-...XL

Length min.: 1.790 mm, Length max. 2.190 mm

Alternative 1: Manual foot operated height adjustment by hydraulic pump. Pedals for foot-controlled height positioning are bothsides the table.

Alternative 2: Height adjustment by electromotive drive. The electric motor is controlled by 1 foot switch (possible option: Hand switch). Time of electric level positioning from min. to max.: 22 sec.

Basic equipment:

Lying surface 3-sectioned:

- **Head part stepless up- (+50°) and downwards (-45°)**

adjustable by gas spring. Length head part: 450 mm

- Middle part fixed. Length: 1.290 mm

- Foot part stepless adjustable from downwards vertical position (-90°) to upwards position (+30°) by gas spring. Length foot part: 450 mm

- Not movable. Possibilities for mobility see list of extras, page 34.

Standard-Thickness of upholstery: 6 cm. Upholstery base: Laminated wood.

Load capacity (foot part vertical downwards): 250 kg (max. weight of patient)

Model	Width	Vertical height adjustment by:	Frame colour
2008-00XL/H	700 mm	Hydraulic pump: 540 - 960 mm	White powder painted
2008-04XL/H	700 mm	Hydraulic pump: 540 - 960 mm	Silver powder painted
2009-00XL/H	800 mm	Hydraulic pump: 540 - 960 mm	White powder painted
2009-04XL/H	800 mm	Hydraulic pump: 540 - 960 mm	Silver powder painted
2008-00XL	700 mm	Electric motor: 520 - 960 mm	White powder painted
2008-04XL	700 mm	Electric motor: 520 - 960 mm	Silver powder painted
2009-00XL	800 mm	Electric motor: 520 - 960 mm	White powder painted
2009-04XL	800 mm	Electric motor: 520 - 960 mm	Silver powder painted



Model 2008-00XL

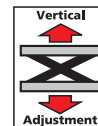
Tables with electric motor powered adjustment must have a safety-lock-box to protect against unauthorized usage (regulations of BfArM based on EU-ordinance acc. EN 60601). Please choose between our 2 possibilities:

- Mod. 1993: Safety box, fixed on the underpart, with 1 magnetic key (see picture on page 34)

- Mod. 1995: Emergency stop button, fixed on top frame, with 2 keys (see picture on page 34)

...for Examination, Treatment, - height adjustable

Please choose - without surcharge - between 2 different variants of leatherettes:
- Stamskin®Top (34 colours) or - Skai® Pandoria Plus (20 colours)



Model 2600-01XL/H

Model 2600-...XL and Model 2605-...XL

Alternative 1: Manual foot operated height adjustment by hydraulic pump. Pedals for foot-controlled height positioning are bothsides the table.
Alternative 2: Height adjustment by electromotive drive. The electric motor is controlled by 1 foot switch (possible option: Hand switch)
Time of electric level positioning from min. to max.: 22 sec.

Basic equipment:

Lying surface 2-sectioned:

- Head part upwards adjustable +30° by 2 metal ratchets, safety and for longevity. Length of head part: 550 mm
- Foot part fixed. Length: 1.400 mm
- Standard-Thickness of upholstery: 8 cm
- Movable on 4 castors, each with total lock

(Other possibilities for mobility see list of extras, page 34)

Measures: L: 1.950 mm, Load capacity: 250 kg (max. weight of patient)

Picture with extras:

- 1 pce stainless steel side rail 1.300 mm long (Mod. 1420)

Model	Width	Vertical height adjustment by	Frame colour
2600-01XL/H	650 mm	Hydraulic pump: 540 - 960 mm	Top frame chromed, underpart white
2600-00XL/H	650 mm	Hydraulic pump: 520 - 940 mm	White powder painted
2600-04XL/H	650 mm	Hydraulic pump: 520 - 940 mm	Silver powder painted
2605-01XL/H	800 mm	Hydraulic pump: 540 - 960 mm	Top frame chromed, underpart white
2605-00XL/H	800 mm	Hydraulic pump: 520 - 940 mm	White powder painted
2605-04XL/H	800 mm	Hydraulic pump: 520 - 940 mm	Silver powder painted
2600-01XL	650 mm	Electric motor: 520 - 960 mm	Top frame chromed, underpart white
2600-00XL	650 mm	Electric motor: 500 - 940 mm	White powder painted
2600-04XL	650 mm	Electric motor: 500 - 940 mm	Silver powder painted
2605-01XL	800 mm	Electric motor: 520 - 960 mm	Top frame chromed, underpart white
2605-00XL	800 mm	Electric motor: 500 - 940 mm	White powder painted
2605-04XL	800 mm	Electric motor: 500 - 940 mm	Silver powder painted



Model 2150-00XL/H

Model 2150-...XL and Model 2155-...XL

Alternative 1: Manual foot operated height adjustment by hydraulic pump. Pedals for foot-controlled height positioning are bothsides the table.
Alternative 2: Height adjustment by electromotive drive. The electric motor is controlled by 1 foot switch (possible option: Hand switch)
Time of electric level positioning from min. to max.: 22 sec.

Basic equipment:

Lying surface 2-sectioned:

- Head part stepless upwards adjustable by gas spring till +75° as a back for seat positioning. Length: 750 mm
- Foot part fixed. Length: 1.200 mm
- Standard-Thickness of upholstery: 8 cm.
- Movable on 4 castors, each with total lock

(Other possibilities for mobility see list of extras, page 34)

Measures: L: 1.950 mm, Load capacity: 250 kg (max. weight of patient)



Model 2150-00XL/H

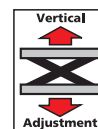
Both pictures with extras:
Castors 100 mm diam. with central locking system (Mod. 1180N)

Model	Width	Vertical height adjustment by	Frame colour
2150-00XL/H	650 mm	Hydraulic pump: 520 - 940 mm	White powder painted
2150-04XL/H	650 mm	Hydraulic pump: 520 - 940 mm	Silver powder painted
2155-00XL/H	800 mm	Hydraulic pump: 520 - 940 mm	White powder painted
2155-04XL/H	800 mm	Hydraulic pump: 520 - 940 mm	Silver powder painted
2150-00XL	650 mm	Electric motor: 500 - 940 mm	White powder painted
2150-04XL	650 mm	Electric motor: 500 - 940 mm	Silver powder painted
2155-00XL	800 mm	Electric motor: 500 - 940 mm	White powder painted
2155-04XL	800 mm	Electric motor: 500 - 940 mm	Silver powder painted

Tables with electric motor powered adjustment must have a safety-lock-box to protect against unauthorized usage (regulations of BfArM based on EU-ordinance acc. EN 60601). Please choose between our 2 possibilities:

- Mod. 1993: Safety box, fixed on the underpart, with 1 magnetic key (see picture on page 34)
- Mod. 1995: Emergency stop button, fixed on top frame, with 2 keys (see picture on page 34)

...for Examination, Treatment - height adjustable



Please choose - without surcharge – between 2 different variants of leatherettes:
- Stamskin®Top (34 colours) or - Skai® Pandoria Plus (20 colours)



Model 2610-01XL

Model 2610-...XL and Model 2615-...XL

Alternative 1: Manual foot operated height adjustment by hydraulic pump. Pedals for foot-controlled height positioning are bothsides the table.
Alternative 2: Height adjustment by electromotive drive. The electric motor is controlled by 1 foot switch (possible option: Hand switch)
Time of electric level positioning from min. to max.: 22 sec.

Basic equipment:

Lying surface 2-sectioned:

- Head part stepless up- (+40°) and downwards (-20°) adjustable by gas spring. Length head part: 550 mm
- Foot (back) part fixed. Length: 1.400 mm
- Standard-Thickness of upholstery: 8 cm
- Movable on 4 castors, each with total lock

(Other possibilities for mobility see list of extras, page 34)

Measures: L: 1.950 mm, Load capacity: 250 kg (max. weight of patient)

Picture with extras:
Castors 100 mm diam. with central locking system (Mod. 1180N)

Model	Width	Vertical height adjustment by	Frame colour
2610-01XL/H	650 mm	Hydraulic pump: 540 - 960 mm	Top frame chromed, underpart white
2610-00XL/H	650 mm	Hydraulic pump: 520 - 940 mm	White powder painted
2610-04XL/H	650 mm	Hydraulic pump: 520 - 940 mm	Silver powder painted
2615-01XL/H	800 mm	Hydraulic pump: 540 - 960 mm	Top frame chromed, underpart white
2615-00XL/H	800 mm	Hydraulic pump: 520 - 940 mm	White powder painted
2615-04XL/H	800 mm	Hydraulic pump: 520 - 940 mm	Silver powder painted
2610-01XL	650 mm	Electric motor: 520 - 960 mm	Top frame chromed, underpart white
2610-00XL	650 mm	Electric motor: 500 - 940 mm	White powder painted
2610-04XL	650 mm	Electric motor: 500 - 940 mm	Silver powder painted
2615-01XL	800 mm	Electric motor: 520 - 960 mm	Top frame chromed, underpart white
2615-00XL	800 mm	Electric motor: 500 - 940 mm	White powder painted
2615-04XL	800 mm	Electric motor: 500 - 940 mm	Silver powder painted



Model 2650-04XL/H

Model 2650-...XL and Model 2651-...XL

Alternative 1: Manual foot operated height adjustment by hydraulic pump. Pedals for foot-controlled height positioning are bothsides the table.
Alternative 2: Height adjustment by electromotive drive. The electric motor is controlled by 1 foot switch (possible option: Hand switch)
Time of electric level positioning from min. to max.: 22 sec.

Basic equipment:

Lying surface 3-sectioned:

- Head part (L: 550 mm) upwards adjustable +30° by 2 metal ratchets
- Middle part fixed. Length: 450 mm
- Foot part (L: 950 mm) stepless upwards adjustable by gas spring till 25°.
- Standard-Thickness of upholstery: 8 cm
- Movable on 4 castors, each with total lock

(Other possibilities for mobility see list of extras, page 34)

Measures: L: 1.950 mm, Load capacity: 250 kg (max. weight of patient)

Picture with extras: Castors 100 mm diam. with central locking system (Mod. 1180N) and Paper roll holder (Mod. 1265K)

Model 2655-...XL and Model 2656-...XL (without picture)

like Mod. 2650XL – 2651XL, but difference:

- Head part stepless up- (+40°) and downwards (-20°) adjustable by gas spring. Length head part: 550 mm

Model with head part adjust 0° bis + 30°	Model with head part adjust -20° bis + 40°	Width	Vertical height adjustment by	Frame colour
2650-00XL/H	2655-00XL/H	650 mm	Hydraulic pump: 560 - 980 mm	White powder painted
2650-04XL/H	2655-04XL/H	650 mm	Hydraulic pump: 560 - 980 mm	Silver powder painted
2651-00XL/H	2656-00XL/H	800 mm	Hydraulic pump: 560 - 980 mm	White powder painted
2651-04XL/H	2656-04XL/H	800 mm	Hydraulic pump: 560 - 980 mm	Silver powder painted
2650-00XL	2655-00XL	650 mm	Electric motor: 540 - 980 mm	White powder painted
2650-04XL	2655-04XL	650 mm	Electric motor: 540 - 980 mm	Silver powder painted
2651-00XL	2656-00XL	800 mm	Electric motor: 540 - 980 mm	White powder painted
2651-04XL	2656-04XL	800 mm	Electric motor: 540 - 980 mm	Silver powder painted

Tables with electric motor powered adjustment must have a safety-lock-box to protect against unauthorized usage (regulations of BfArM based on EU-ordinance acc. EN 60601). Please choose between our 2 possibilities:

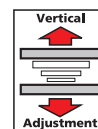
- Mod. 1993: Safety box, fixed on the underpart, with 1 magnetic key (see picture on page 34)
- Mod. 1995: Emergency stop button, fixed on top frame, with 2 keys (see picture on page 34)

...for Examination, Treatment

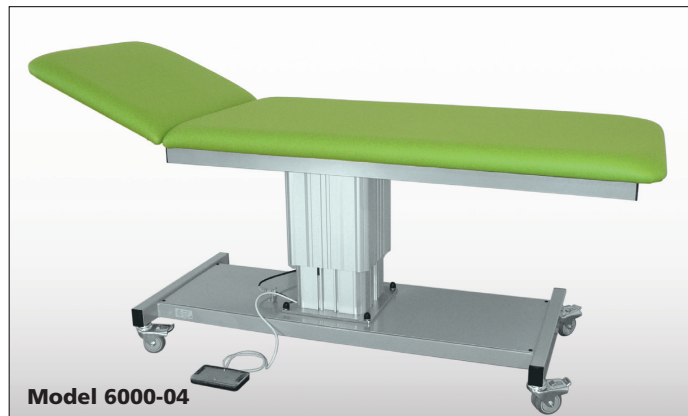
- height adjustable by central positioned electric lifting column

Please choose - without surcharge – between 2 different variants of leatherettes:

- Stamskin®Top (34 colours) or - Skai® Pandoria Plus (20 colours)



- Height adjustable by central positioned electric lifting column (Therefore free space under top frame)
- Large cross section of column and precise guidance ensure tip-resistant operation
- Soft and smooth height adjustment (Almost constant speed burdened or unburdened)
- Covering of the column, made of 3 telescope sliding aluminium sections, silver anodized



Model 6000-04

Model 6000-04

Underpart silver powder coated.
Lifting column aluminium, silver anodized.

Basic equipment:

Height adjustable from **560 mm to 960 mm**.
Time of electric level positioning from min. to max.: 24 sec.
The electric lifting column is controlled by 1 foot switch
(possible option: Hand switch)

Lying surface 2-sectioned:

- Head part stepless up- (+45°) and downwards (-35°) adjustable by gas spring.
- Length head part: 550 mm
- Foot (back) part fixed. Length: 1.400 mm
- Not movable

Possibilities for mobility see list of extras, page 34.


Standard-Thickness of upholstery: 6 cm.

Upholstery base: Laminated wood.

Measures: Length: 1.950 mm, Width: 700 mm, Height: 560 – 960 mm
Load capacity: 250 kg (max. weight of patient)


Model 6001-04

like Mod. 6000-04, but difference:
Width of lying surface: 800 mm



Both pictures with extras:
Castors 75 mm diam.,
each with total lock (4x Mod. 1100)
Note: Then height adjustment from
650 to 1.050 mm

Model 6000-04



Model 6050-04

Model 6050-04

Underpart silver powder coated.
Lifting column aluminium, silver anodized.

Basic equipment:

Height adjustable from **560 mm to 960 mm**.
Time of electric level positioning from min. to max.: 24 sec.
The electric lifting column is controlled by 1 foot switch
(possible option: Hand switch)

Lying surface 2-sectioned:

- Head part (L: 750 mm) stepless up- +75° (as a back for seat positioning) and downwards (-25°) adjustable by gas spring.
- Head part in aesthetic half-round design
- Foot (back) part fixed. Length: 1.200 mm
- Complete lying surface is adjustable by electric motor to inclined position (Trendelenburg) till 20°
- Electric motor to adjust the lying surface is controlled by 1 hand switch

Note: Adjustment of head part is independent of table height or positioning of lying surface

Possibilities for mobility as special equipment.

Standard-Thickness of upholstery: 6 cm.

Upholstery base: Laminated wood.

Measures: Length: 1.950 mm, Width: 700 mm, Height: 560 – 960 mm
Load capacity: 250 kg (max. weight of patient)

Model 6051-04 (without picture)

like Mod. 6050-04, but difference:
Width of lying surface: 800 mm



Model 6050-04

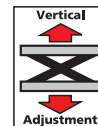
All tables are produced in our company in Bielefeld, Germany. On request the tables may be delivered in different measures of height adjustment, other measures of lying surface, other sectioned of upholstery or with additional functions.
Other frame colours, not column, are also possible. **Please contact us.**

Tables with electric motor powered adjustment must have a safety-lock-box to protect against unauthorized usage (regulations of BfArM based on EU-ordinance acc. EN 60601). Please choose between our 2 possibilities:

- Mod. 1993: Safety box, fixed on the underpart, with 1 magnetic key (see picture on page 34)
- Mod. 1995: Emergency stop button, fixed on top frame, with 2 keys (see picture on page 34)

...for Examination, Treatment, - height adjustable, lying surface inclinable

Please choose - without surcharge – between 2 different variants of leatherettes:
- Stamskin®Top (34 colours) or - Skai® Pandoria Plus (20 colours)



Please consider for decision to buy a table with height adjustment by electric motor or by manual hydraulic lift:

- **Tables with electric motor** must have a 230 V power connection for motor function.
The motor is very powerful with constant speed burdened or unburdened.
A safety-lock-box to protect against unauthorized usage is necessary.
- **Tables with height adjustment by hydraulic pump** we recommend by predominant mobility usage
The height adjustment is possible without electric current
The height is manual adjustable by foot operated pump (repeated treading of the foot pedal)



Model 2052-00XL/H

Model 2052-00XL/H: Frame white powder coated
Model 2052-04XL/H: Frame silver powder coated
Manual foot operated height adjustment by **hydraulic pump**
from **550 mm to 970 mm**.

Pedals for foot-controlled height positioning are bothsides the table.

Basic equipment:

- Lying surface 2-sectioned:
- Head part stepless up- (+45°) and downwards (-35°) adjustable by gas spring. Length head part: 500 mm (Adjustment of head part is independent of table height or position of lying surface)
 - Foot (back) part fixed. Length: 1.500 mm
 - Complete lying surface is stepless adjustable by gas spring to inclined position (Trendelenburg) till 14°
 - A push handle (= Option, Mod.-No. 1812) at foot part facilitate the operation of manual inclination (please see picture)
 - Not movable. Possibilities for mobility see list of extras, page 34.

Standard-Thickness of upholstery: 6 cm. Upholstery base: Laminated wood.
Measures: Length: 2.000 mm, Width: 700 mm
Load capacity: 250 kg (max. weight of patient)
Length overall (inclusive push handle): 2.150 mm

Model 2053-00XL/H: Frame white powder coated
Model 2053-04XL/H: Frame silver powder coated
like Mod. 2052...XL/H, but difference:
Width of lying surface: 800 mm



Model 2052-00XL/H

- Both pictures with extras:
- Castors 100 mm diam. with central locking system (Mod. 1180N) (Then height: 570 – 990 mm)
 - Paper roll holder (Mod. 1270K)
 - Special push handle (Mod. 1812)



Model 2052-00XL

Model 2052-00XL: Frame white powder coated
Model 2052-04XL: Frame silver powder coated
Height adjustment by **electromotive drive** from **540 mm to 980 mm**.

Time of electric level positioning from min. to max.: 22 sec.
The electric motor is controlled by 1 foot switch (possible option: Hand switch)

Basic equipment:

- Lying surface 2-sectioned:
- Head part stepless up- (+45°) and downwards (-20°) adjustable by gas spring. Length head part: 500 mm (Adjustment of head part is independent of table height or position of lying surface)
 - Foot (back) part fixed. Length: 1.500 mm
 - Complete lying surface is adjustable by electric motor to inclined position (Trendelenburg) till 30°
 - The electric motor to adjust lying surface is controlled by 1 hand switch.
 - Not movable. Possibilities for mobility see list of extras, page 34.

Standard-Thickness of upholstery: 6 cm. Upholstery base: Laminated wood.
Measures: Length: 2.000 mm, Width: 700 mm
Load capacity: 250 kg (max. weight of patient)

Model 2053-00XL: Frame white powder coated
Model 2053-04XL: Frame silver powder coated
like Mod. 2052, but difference:
Width of lying surface: 800 mm

- Both pictures with extras:
- Wheel-lifting/fixing-mechanism (Mod. 1045)
 - Holder for side guards stickable (Mod. 1030)
 - Opening for nose and upholstery part to close (Mod. 1610 + 1620)



Additional:
2 side guards stickable (Mod. 1010)

Tables with electric motor powered adjustment must have a safety-lock-box to protect against unauthorized usage (regulations of BfArM based on EU-ordinance acc. EN 60601). Please choose between our 2 possibilities:

- Mod. 1993: Safety box, fixed on the underpart, with 1 magnetic key (see picture on page 34)
- Mod. 1995: Emergency stop button, fixed on top frame, with 2 keys (see picture on page 34)

...for Examination, Treatment

- height adjustable by central positioned electric lifting column

Please choose - without surcharge – between 2 different variants of leatherettes:

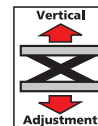
- Stamskin®Top (34 colours) or - Skai® Pandora Plus (20 colours)

- Height adjustable by central positioned electric lifting column (Therefore free space under top frame)

- Large cross section of column and precise guidance ensure tip-resistant operation

- Soft and smooth height adjustment (Almost constant speed burdened or unburdened)

- Covering of the column, made of 3 telescope sliding aluminium sections, silver anodized



Model 6070-04

Model 6070-04

Underpart silver powder coated

Lifting column aluminium, silver anodized

Height adjustable from **560 mm to 960 mm**

Time of electric adjustment from min. to max.: 24 sec.

The electric lifting column is controlled by 1 foot switch (possible option: Hand switch)

Basic equipment:

The upholstery is in aesthetic design with tapering from back part to end of head and foot part

Lying surface 5-sectioned:

- Head part stepless up- +35° and downwards -30° adjustable by gas spring. (Length head part: 360 mm)

- Head part with opening for nose and upholstery part to close

- Back part stepless up- +70° and downwards -15° adjustable by gas spring. (Length back part: 570 mm)

Head and back part joint together. By adjusting the back part, the positioning of head part is also changing.

- Seat part fixed. (Length: 460 mm)

- Foot part: 2-sectioned:

Each leg part individually stepless adjustable up- +50° and downwards -55° by gas spring.

(Measures of each leg part: L.: 650 mm, W.: 320 mm)

Note: The maximum adjustment of each upholstery part is independent of table height.

- All sections of upholstery frame are connected by steel hinges
- The steel hinges are covered by synthetic leather in colour of upholstery covering

- Not movable. Possibilities for mobility see list of extras, page 34.

Standard-Thickness of upholstery: 7 cm.

Upholstery base: Laminated wood.

Measures: Length: 2.040 mm, Width: 700 mm, Height: 560 – 960 mm

Load capacity: 220 kg (max. weight of patient)



Model 6070-04



Model 6075-04

Model 6075-04

like Mod. 6070-04, but difference:

- With complete lying surface adjustment by electric motor to inclined position (Trendelenburg) till 12°

- The electric motor to adjust the lying surface is controlled by 1 hand switch

- Note: The adjustment of each upholstery part is independent of table height or inclined position of lying surface

(The maximum adjustment of each section is also possible by minimum height and lying surface maximum adjusted to inclined position.)

This means that the back part of the table could be adjusted downwards even if the lying surface is adjusted to inclined position.)

Height adjustable from **560 mm to 960 mm**

Both pictures with extras:

- Wheel-lifting/fixing-mechanism (Mod. 1047)
(Then height adjustment: 580 – 980 mm)



Model 6075-04

All tables are produced in our company in Bielefeld, Germany. On request the tables may be deliverable in different measures of height adjustment, other measures of lying surface, other sectioned of upholstery or with additional functions.
Other frame colours, not column, are also possible. **Please contact us.**

Tables with electric motor powered adjustment must have a safety-lock-box to protect against unauthorized usage (regulations of BfArM based on EU-ordinance acc. EN 60601). Please choose between our 2 possibilities:

- Mod. 1993: Safety box, fixed on the underpart, with 1 magnetic key (see picture on page 34)

- Mod. 1995: Emergency stop button, fixed on top frame, with 2 keys (see picture on page 34)

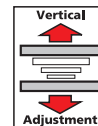
...for Examination, Treatment

- our versatile electric lifting column-tables

Please choose - without surcharge – between 2 different variants of leatherettes:

- Stamskin®Top (34 colours) or - Skai® Pandoria Plus (20 colours)

- Height adjustable by electric lifting column therefore free space under top frame
- Large cross section of column and precise guidance ensure tip-resistant operation
- Soft and smooth height adjustment (Almost constant speed burdened or unburdened)
- Covering of the column, made of 3 telescope sliding aluminium sections



Model 6080-04

Model 6080-04

Underpart silver powder coated
Lifting column aluminium, silver anodized
Height adjustable from 620 mm to 1.020 mm
Time of electric adjustment from min. to max.: 24 sec.
The electric lifting column is controlled by 1 foot switch (possible option: hand switch)
Basic equipment like Mod. 6070-04, but difference:
- Leg parts almost vertical tiltable, adjustment by gas spring).
Thereby a good sitting position is possible.
- Each leg part individually stepless adjustable up- +20° and downwards -85° by gas spring.
Measures of each leg part: L.: 550 mm, W.: 320 mm)
Measures lying surface totally: Length: 1.950 mm, Width: 700 mm
Load capacity: 220 kg (max. weight of patient)

Model 6085-04

like Mod. 6080-04, but difference:
- **With complete lying surface** adjustment by electric motor to **inclined position (Trendelenburg) till 12°**
- The electric motor to adjust the lying surface is controlled by 1 hand switch
- Note: The adjustment of each upholstery part is independent of table height or inclined position of lying surface



Both pictures with extras:
Castors 100 mm diam. with central lock (Mod. 1048)

Model 6080-04

Our models are produced in our company in Bielefeld, Germany.
On request the tables may be deliverable with lifting column in other placement, with lying surface other sectioned other measures of lying or with functional peculiarities.
Please contact us.



Model 6100-04

Model 6100-04

Underpart silver powder coated
Lifting column aluminium, silver anodized
The lifting column is arranged on one side below the foot part = suitable for C-arm:
The X-ray permeable area measures:
Length: 1000 mm, Width 650 mm
(from end of head part) and is suitable for chest and pelvic regions
Basic equipment:
Height adjustable from 620 mm to 1.020 mm
Time of electric adjustment from min. to max.: 24 sec.
The electric lifting column is controlled by foot and hand switch (Here shown: With rigid extension arm for foot switch to manipulate the height adjustment from head end. Other configurations are available upon request.)
Lying surface 2-sectioned:
- Head part stepless up- +40° and downwards -30° adjustable by gas spring.
(Length head part: 420 mm)
- Foot part fixed, (Length foot part: 1580 mm)
Because of the one-sided placed lifting column, higher material strengths are necessary to counteract occurring torsion forces.
This results in a higher weight of the table.
Therefore **standard equipment: Movable on double-wheeled castors 100 mm diam, with central lock.**
Standard-Thickness of upholstery: 7 cm.
Upholstery base: Laminated wood.
Measures: Length: 2.000 mm, Width: 800 mm
Load capacity: 200 kg (max. weight of patient)



Model 6100-04

Tables with electric motor powered adjustment must have a safety-lock-box to protect against unauthorized usage (regulations of BfArM based on EU-ordinance acc. EN 60601). Please choose between our 2 possibilities:

- Mod. 1993: Safety box, fixed on the underpart, with 1 magnetic key (see picture on page 34)
- Mod. 1995: Emergency stop button, fixed on top frame, with 2 keys (see picture on page 34)

...Recovery and Patient transport tables - not height adjustable

Please choose - without surcharge – between 2 different variants of leatherettes:
- Stamskin®Top (34 colours) or - Skai® Pandoria Plus (20 colours)

As our standard: Extra upholstery for Recovery and Patient transport tables

The upholstery of this tables is a special combination of a solid foam base coated with a high resilience (cold) foam. Therefore it is more flexible than upholsteries of the standard examination tables. (Thickness of this upholstery: 8,5 cm). To get more comfort for the patients (or lying times more than 2 hours) we recommend a thicker and more resilience upholstery in cold-foam with restoring force, thickness 10 cm.



Model 18-00

Picture with extras: Storage basket (Mod. 1850)

Model	Width Lying surface	Width overall: with side guards	Frame colour
18-01	650 mm	750 mm	Chromed
18-00	650 mm	750 mm	White powder painted
18-04	650 mm	750 mm	Silver powder painted
19-01	800 mm	900 mm	Chromed
19-00	800 mm	900 mm	White powder painted
19-04	800 mm	900 mm	Silver powder painted

Model 18-...and Model 19-....

Underpart of square tube 30x30x2 mm.

Basic equipment:

Lying surface 2-sectioned:

- Head part upwards adjustable (+30°) by 2 metal ratchets, safety and for longevity. Length of head part: 550 mm
- Foot part fixed. Length: 1.400 mm
- With transverse and longitudinal bracing
- Longitudinal bracing as additional stabilizer and also as support for holder for storage basket (= option: Mod.-No. 1850)
- Movable on 4 castors, 2 with total lock in diagonal placement. (Different possibilities for mobility see list of extras, page 34)
- 1 push handle, chromed, standard placed at foot end of the table (possible option: placed at head part or 2 push handles)
- **2 side guards stickable, chromed.**

Length side guard: 700 mm, Height over upholstery: 200 mm. (Different possibilities for other options of side guards see list of extras, page 34)

Measures: Length: 1.950 mm,

Length overall (inclusive of 1 push handle): 2.080 mm

Height: 680 mm (other heights possible on request)

Load capacity: 250 kg (max. weight of patient)



Side guard Model 1005 to fit on side rail

including attachment clamp. Side guard could be lowered or moved along side rail.

Measures: L: 800 mm, H: 220 mm (Side rail not included)

As option: Deliverable in customize measures (For example: Table is accommodated to fit for elevator)



Model 80-00

Both pictures with extras: Comfort-casters 125 mm diam., with central lock, castors antistatic (Mod. 1186)

Model 80-...and 81-....

Underpart made of square tube.

Basic equipment:

Lying surface 2-sectioned:

- Head part stepless upwards adjustable by gas spring till +75° as a back for seat positioning. Length: 750 mm
- Foot part fixed. Length: 1.200 mm
- With transverse and longitudinal bracing
- 1 push handle, chromed, standard placed at foot end of the table (possible option: placed at head part or 2 push handles)
- **2 side guards foldable, chromed.**
- Length side guard: 1.060 mm, Height over upholstery: 220 mm (The downwards folded side guards lay down besides the upholstery, below upholstery surface level. The side guards are fixed in folded up- or downwards position by a click-stop device)
- Movable on comfort-casters 125 mm diam., with central lock, 1 castor with direction lock. For an easier operation of the central lock system there are 4 levers at the underpart, one at each foot.
- 4 Bumpers at the top frame

Measures: Length: 1.950 mm, Length overall: 2.080 mm

Height: 680 mm (other heights possible on request)

Load capacity: 250 kg (max. weight of patient)

Model	Width Lying surface	Width overall: with side guards	Frame colour
80-00	650 mm	800 mm	White powder painted
80-04	650 mm	800 mm	Silver powder painted
81-00	800 mm	950 mm	White powder painted
81-04	800 mm	950 mm	Silver powder painted



Model 80-00 with extras

For customization of our Recovery and Patient transport tables with special equipment please have a look at page 34 of this catalogue. For example: - Other side guard systems, - Different possibilities of castors (sizes or locking mechanism), - Side rails, - Infusion pole, - Upholstery in soft and elastic configuration, - Bumpers, - Paper roll holder.

...Recovery and Patient transport tables

- not height adjustable

Please choose - without surcharge – between 2 different variants of leatherettes:
- Stamskin®Top (34 colours) or - Skai® Pandoria Plus (20 colours)

As our standard: Extra upholstery for Recovery and Patient transport tables

The upholstery of this tables is a special combination of a solid foam base coated with a high resilience (cold) foam. Therefore it is more flexible than upholsteries of the standard examination tables. (Thickness of this upholstery: 8,5 cm). To get more comfort for the patients (or lying times more than 2 hours) we recommend a thicker and more resilience upholstery in in cold-foam with restoring force, thickness 10 cm.



Model 118-00

Picture with extras: - 2 side guards up/downwards tiltable, L: 1 m (2x Mod. 1044), - Paper roll holder (Mod. 1210), Wall protection bumpers (4x Mod. 1170), - 2 side rails, L: 350 mm (2x Mod. 1410), 2 special push handles higher configuration

Model 118-01: Frame chromed

Model 118-00: Frame white powder coated

Model 118-04: Frame silver powder coated

Underpart of square tube 30x30x2 mm.

Basic equipment:

Lying surface 2-sectioned:

- Head part upwards adjustable (+30°) by 2 metal ratchets, safety and for longevity. Length of head part: 550 mm
- Foot part fixed. Length: 1.400 mm
- With transverse and longitudinal bracing
- With storage basket
- Movable on 4 castors, 2 with total lock in diagonal placement. (Other possibilities for mobility see list of extras, page 34)
- 2 push handles, chromed (picture shows special push handles in higher configuration, no standard, possible on request)
- **2 side guards stickable**, chromed (L: 700 mm, H: over upholstery: 200 mm) (Different possibilities for other side guards see list of extras, page 34. Picture shows side guards up/downwards tiltable, length 1 m)

Measures lying surface: L: 1.950 mm, W: 650 mm, H: 650 mm

Measures overall: L: 2.200 mm, W: 750 mm

Load capacity: 250 kg (max. weight of patient)



Model 180-00

Picture with extras: - Wall protection bumpers (4x Mod. 1170)

Model 180-00: Frame white powder coated

Model 180-04: Frame silver powder coated

Underpart of square tube 30x30x2 mm.

Basic equipment:

Lying surface 3-sectioned:

- Head part stepless upwards adjustable till +75° by gas spring. Length head part: 750 mm.
- Middle part (Length: 300 mm) not adjustable
- Foot part stepless upwards adjustable by gas spring till +40°. Length foot part: 900 mm
- With 4 corner bracings for additional stabilization (Therefore free space under table top)
- Movable on 4 castors, each with total lock. (Other possibilities for mobility see list of extras, page 34. Please note, castors with central lock are not possible)
- 1 push handle, chromed, standard placed at foot end
- **2 side guards up/downwards tiltable**

Length: 700 mm, Height over upholstery: 200 mm

Measures lying surface: L: 1.950 mm, W: 650 mm, H: 650 mm

Measures overall: L: 2.080 mm, W: 750 mm

Load capacity: 250 kg (max. weight of patient)



Model 188-01

Picture with extras: - 1 push handle in upright design (Mod. 1815)

Model 188-01: Frame chromed

Model 188-00: Frame white powder coated

Model 188-04: Frame silver powder coated

Underpart of square tube 30x30x2 mm.

Basic equipment:

Lying surface 2-sectioned:

- Head part (L: 550 mm) upwards adjustable +30° by 2 metal ratchets
- Foot part fixed. Length: 1.400 mm
- With 4 corner bracings for additional stabilization (Therefore free space under table top)
- Movable on 4 castors, each with total lock. Please note, castors with central lock are not possible) (Other possibilities for mobility see list of extras, page 34.
- 1 push handle, chromed, standard placed at foot end (Note: Picture shows push handle in upright design. This is interesting if the overall measures of the table must be accommodated, for example for elevator.)
- **2 side guards foldable**, chromed

Length side guard: 1.060 mm, Height over upholstery: 220 mm

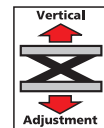
Measures lying surface: L: 1.950 mm, W: 650 mm,

H: 650 mm (other heights possible)

Measures overall: L: 2.080 mm, W: 770 mm

Load capacity: 250 kg (max. weight of patient)

All tables are produced in our company in Bielefeld, Germany. On request the tables may be customized: Special measures overall to accommodate the table to the local place, special heights, push handles in special ergonomic design, (to have ergonomic push handle height while moving the table), additional upholstery segments and functions. **Please contact us.**



...Recovery and Patient transport tables - height adjustable

Please choose - without surcharge – between 2 different variants of leatherettes:
- Stamskin®Top (34 colours) or - Skai® Pandoria Plus (20 colours)

As our standard: Extra upholstery for Recovery and Patient transport tables

The upholstery of this tables is a special combination of a solid foam base coated with a high resilience (cold) foam. Therefore it is more flexible than upholsteries of the standard examination tables. (Thickness of this upholstery: 8,5 cm). To get more comfort for the patients (or lying times more than 2 hours) we recommend a thicker and more resilience upholstery in cold-foam with restoring force, thickness 10 cm.



Model 2120-00XL/H

Picture with extras: - Comfort-Castors 125 mm diam. with central locking system (Mod. 1185)
- Storage basket (Mod. 1850)

Model 2120-...XL and Model 2121-...XL

Alternative 1: Manual foot operated height adjustment by hydraulic pump.

Pedals for foot-controlled height positioning are bothsides the table.

Alternative 2: Height adjustment by electromotive drive.

The electric motor is controlled by 1 foot switch

(possible option: Hand switch)

Time of electric level positioning from min. to max.: 22 sec.

Basic equipment:

Lying surface 2-sectioned:

- Head part upwards adjustable +30° by 2 metal ratchets,

safety and for longevity. Length of head part: 550 mm

- Foot part fixed. Length: 1.400 mm

- 2 push handles, chromed

- 2 side guards up/downwards tiltable

Length side guard: 700 mm, Height over upholstery: 200 mm

(Other side guards, for example side guards foldable, possible)

- Movable on 4 castors, each with total lock

(Other possibilities for mobility see for example picture or page 34)

- 4 Bumpers 150 mm diam. at the edges of top frame

Length lying surface: 1.950 mm, **Length overall:** 2.200 mm

Load capacity: 250 kg (max. weight of patient)



Model 2118-00XL/H

Model 2118-...XL and Model 2119-...XL

like Mod. 2120...XL and Model 2121...XL, but difference:

With: - 2 side guards stickable, chromed.

Length: 700 mm, Height over upholstery: 200 mm.

If the side guards are not used, they could be stucked in converse (showing downwards) into the holders.

Length lying surface: 1.950 mm, **Length overall:** 2.200 mm

Load capacity: 250 kg (max. weight of patient)

For customization of our Recovery and Patient transport tables with special equipment please have a look at page 34 of this catalogue. For example:

- Other side guard systems, - Different possibilities of castors (different sizes and locking mechanism),

- Side rails, - Infusion pole, - Upholstery in soft and elastic configuration, - Bumpers, - Storage basket,

- Paper roll holder, Head part stepless adjustable by gas spring

- Special measures overall to accommodate the table to the local place

Please do not hesitate to contact us.

Models with side guards stickable	Models with side guards up/downwards tiltable	Width Lying surface	Width overall: With side guards	Vertical height adjustment by:	Frame colour
2118-00XL/H	2120-00XL/H	650 mm	750 mm	Hydraulic pump: 520 - 940 mm	White powder painted
2118-04XL/H	2120-04XL/H	650 mm	750 mm	Hydraulic pump: 520 - 940 mm	Silver powder painted
2119-00XL/H	2121-00XL/H	800 mm	900 mm	Hydraulic pump: 520 - 940 mm	White powder painted
2119-04XL/H	2121-04XL/H	800 mm	900 mm	Hydraulic pump: 520 - 940 mm	Silver powder painted
2118-00XL	2120-00XL	650 mm	750 mm	Electric motor: 500 - 940 mm	White powder painted
2118-04XL	2120-04XL	650 mm	750 mm	Electric motor: 500 - 940 mm	Silver powder painted
2119-00XL	2121-00XL	800 mm	900 mm	Electric motor: 500 - 940 mm	White powder painted
2119-04XL	2121-04XL	800 mm	900 mm	Electric motor: 500 - 940 mm	Silver powder painted

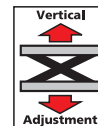
Tables with electric motor powered adjustment must have a safety-lock-box to protect against unauthorized usage (regulations of BfArM based on EU-ordinance acc. EN 60601). Please choose between our 2 possibilities:

- Mod. 1993: Safety box, fixed on the underpart, with 1 magnetic key (see picture on page 34)

- Mod. 1995: Emergency stop button, fixed on top frame, with 2 keys (see picture on page 34)

...Recovery and Patient transport tables

- height adjustable



Please choose - without surcharge – between 2 different variants of leatherettes:
- Stamskin®Top (34 colours) or - Skai® Pandoria Plus (20 colours)

As our standard: Extra upholstery for Recovery and Patient transport tables

The upholstery of this tables is a special combination of a solid foam base coated with a high resilience (cold) foam. Therefore it is more flexible than upholsteries of the standard examination tables. (Thickness of this upholstery: 8,5 cm). To get more comfort for the patients (or lying times more than 2 hours) we recommend a thicker and more resilience upholstery in cold-foam with restoring force, thickness 10 cm.



Model 2210-00XL/H

Picture with extras:

- One-part foot-operating lever for central locking (Mod. 1199)
- Storage basket (Mod. 1850)
- 2 side rails, each 350 mm length (2x Mod. 1410)

Model 2210-...XL and Model 2215-...XL

Manual foot operated height adjustment by hydraulic pump from 630 mm to 1.050 mm.

Pedals for foot-controlled height positioning are bothsides the table.

Basic equipment:

Lying surface 2-sectioned:

- Head part stepless upwards adjustable by gas spring till +75°, as a back for seat positioning.

Length head part: 750 mm

- Foot part fixed.

Length foot part: 1.200 mm

- 2 push handles, chromed

- **2 side guards foldable**, chromed.

Length side guard: 1.060 mm, Height over upholstery: 220 mm

(The downwards folded side guards lay down besides the upholstery, below upholstery surface level. The side guards are fixed in folded up- or downwards position by a click-stop device)

- Movable on comfort-casters with double wheels 125 mm diam., with central lock, 1 castor with direction lock.

For an easier operation of the central lock system there are 4 levers at the underpart, one at each foot.

- 4 Bumpers 200 mm diam. at the edges of top frame

Length lying surface: 1.950 mm

Length overall: 2.200 mm

Load capacity: 250 kg (max. weight of patient)



Model 2250-00XL/H

Picture with extras: - Paper roll holder (Mod. 1267)

Model 2250-...XL/H and Model 2255-...XL/H

like Mod. 2210..XL/H and Mod. 2215...XL/H, but difference:

Lying surface 3-sectioned:

- Head part stepless upwards adjustable by gas spring till +75°, as a back for seat positioning.

Length head part: 750 mm

- Middle part fixed.

Length middle part: 300 mm

- Foot part stepless upwards adjustable by gas spring till +35°.

Length foot part: 900 mm

Height adjustment: 630 mm to 1.050 mm

Length lying surface: 1.950 mm

Length overall: 2.200 mm

Load capacity: 250 kg (max. weight of patient)

All tables are produced in our company in Bielefeld, Germany. On request the tables may be deliverable in special measures (Length, Width, Height) or with additional functions. Please also have a look at our special equipment on page 34 in this catalogue to provide the tables for your special applications.

Please do not hesitate to contact us.

Models with lying surface 2-sectioned	Models with lying surface 3-sectioned	Width lying surface	Width overall: with side guards	Height adjustment vertical by:	Frame colour
2210-00XL/H	2250-00XL/H	650 mm	800 mm	Hydraulic pump: 630 - 1.050 mm	White powder painted
2210-04XL/H	2250-04XL/H	650 mm	800 mm	Hydraulic pump: 630 - 1.050 mm	Silver powder painted
2215-00XL/H	2255-00XL/H	800 mm	950 mm	Hydraulic pump: 630 - 1.050 mm	White powder painted
2215-04XL/H	2255-04XL/H	800 mm	950 mm	Hydraulic pump: 630 - 1.050 mm	Silver powder painted

Height adjustment by electric motor drive possible on request

...Recovery and Patient transport tables

- height adjustable

- Trendelenburg adjustment of the top



As our standard: Extra upholstery for Recovery and Patient transport tables

The upholstery of this tables is a special combination of a solid foam base coated with a high resilience (cold) foam. Therefore it is more flexible than upholsteries of the standard examination tables. (Thickness of this upholstery: 8,5 cm). To get more comfort for the patients (or lying times more than 2 hours) we recommend a thicker and more resilience upholstery in cold-foam with restoring force, thickness 10 cm.



Model 2420-00XL/H

Model 2420-...XL and Model 2421-...XL

Manual foot operated height adjustment by hydraulic pump from 570 mm to 990 mm.

Pedals for foot-controlled height positioning are bothsides the table.

Basic equipment:

Lying surface 2-sectioned:

- Head part (L: 550 mm) stepless upwards adjustable by gas spring till +60°.

- Foot part fixed. Length: 1.400 mm

- Lying surface adjustable by gas spring to inclined position (Trendelenburg) till 12°

- 2 push handles, chromed

- 2 side guards up/downwards **tiltable**, chromed.

Length side guard: 700 mm, Height over upholstery: 200 mm

(Other side guards, for example side guards foldable, are possible)

- Movable on 4 castors 100 mm diam., each with total lock

(Other possibilities for mobility, please see page 34)

- 4 Bumpers 150 mm diam., at the edges of top frame

Length lying surface: 1.950 mm. **Length overall:** 2.200 mm

Load capacity: 250 kg (max. weight of patient)

Model 2418-...XL and Model 2419-...XL (without picture)

like Mod. 2420...XL . and 2421...XL, but difference:

With - 2 side guards stickable, chromed.



Both picture with extras:
Castors 100 mm diam. with central lock system Mod.1180N

Model 2420-00XL/H

Models with side guards stickable	Models with side guards up/downwards tiltable	Width Lying surface	Width overall: with side guards	Frame colour
2418-00XL/H	2420-00XL/H	650 mm	750 mm	White powder painted
2418-04XL/H	2420-04XL/H	650 mm	750 mm	Silver powder painted
2419-00XL/H	2421-00XL/H	800 mm	900 mm	White powder painted
2419-04XL/H	2421-04XL/H	800 mm	900 mm	Silver powder painted

Height adjustment by electric motor drive possible on request



Model 2448-00XL/H

Model 2448-...XL and Model 2449-...XL

Manual foot operated height adjustment by hydraulic pump from 570 mm to 990 mm.

Pedals for foot-controlled height positioning are bothsides the table.

Basic equipment:

Lying surface 2-sectioned:

- Head part stepless upwards adjustable by gas spring till +75°, as a back for seat positioning. Length: 750 mm

- Foot part fixed. Length: 1.200 mm

- Lying surface adjustable by gas spring to inclined position (Trendelenburg) till 12°

- 2 push handles, chromed

- 2 side guards stickable, chromed

Length side guard: 700 mm, Height over upholstery: 200 mm.

(Other side guards, for example side guards foldable, are possible)

- Movable on 4 castors 100 mm diam., each with total lock

(Other possibilities for mobility, please see page 34)

- 4 Bumpers 150 mm diam., at the edges of top frame

Length lying surface: 1.950 mm. **Length overall:** 2.200 mm

Load capacity: 250 kg (max. weight of patient)

Model 2450-...XL and Model 2451-...XL (without picture)

like Mod. 2448...XL and Mod. 2449...XL, but difference:

With: - 2 side guards up/downwards tiltable, chromed



Both picture with extras:
Castors 100 mm diam. with central lock system Mod.1180N

Model 2448-00XL/H

Models with side guards stickable	Models with side guards up/downwards tiltable	Width Lying surface	Width overall: with side guards	Frame colour
2448-00XL/H	2450-00XL/H	650 mm	750 mm	White powder painted
2448-04XL/H	2450-04XL/H	650 mm	750 mm	Silver powder painted
2449-00XL/H	2451-00XL/H	800 mm	900 mm	White powder painted
2449-04XL/H	2451-04XL/H	800 mm	900 mm	Silver powder painted

Height adjustment by electric motor drive possible on request

To optimize the handling of Models 2418XL to 2451XL we recommend:
Movability on Comfort-Castors diam. 125 or diam. 150 mm, with central lock.
Please notice: Because of technical reasons the measures of height adjustment changes.

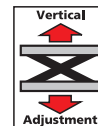
...Recovery and Patient transport tables

- height adjustable

- Trendelenburg adjustment of the top

Please choose - without surcharge – between 2 different variants of leatherettes:

- Stamskin®Top (34 colours) or - Skai® Pandora Plus (20 colours)



Model 2410-00XL/H

Model 2410-00XL/H: Frame white powder coated

Model 2410-04XL/H: Frame silver powder coated

Manual foot operated height adjustment by hydraulic pump from **690 mm to 1.110 mm**.

Pedals for foot-controlled height positioning are bothsides the table.

Lying-surface with one-piece cover:

- Head part stepless upwards adjustable by gas spring till +70°, as a back for seat positioning.

Length: 720 mm

- Foot part not adjustable.

Length: 1.200 mm

- Lying surface adjustable by gas spring to inclined position (Trendelenburg) till 12°

- With chromed push handles at head and foot end:

Push handle at head end 2 parts, each assembled outsidies for better access to the patient

Push handle at foot end 1-part over complete width of the table

- 2 side guards foldable, chromed.

Length side guard: 1.060 mm, Height over upholstery: 200 mm

(The downwards folded side guards lay down besides the upholstery, below upholstery surface level. The side guards are fixed in

folded up- or downwards position by a click-stop device)

- Movable on comfort-castors 150 mm diam., with central lock, 1 castor with direction lock.

(Castors one-wheeled, with precision-ball-bearings)

- All, 4 castors, are antistatic

- Central and directional locking of castors by 2 change levers at subframe (head end) and one-part operating foot-lever, chromed (foot end)

- 4 bumpers 200 mm diam. at the edges of top frame

- **With detachable mattress, 10 cm thick of high quality resilience (cold) foam**

Mattress with Velcro fastening at the underside.

- Support plate for mattress made of Trespa, white

Measures lying surface: Length: 1.930 mm, Width: 650 mm

Height adjustable from 680 mm to 1.010 mm

Measures overall: Length: 2.030 mm, Width: 800 mm

Load capacity: 250 kg (max. weight of patient)

Both picture with extras:

- Storage basket (Mod. 1850)



Model 2410-00XL/H

Some possibilities of accessories as special equipment:

- Side rails, each 350 mm long, bothsides the head part (2 x Mod. 1410)
- Fixing clamp for side rail (Mod. 1430)
- Infusion pole (Mod. 1450)
- Storage basket metal-made, powder painted in colour of underpart frame (Mod. 1850)

All Dewert-Tables are manufactured in Bielefeld, Germany. If possible, the tables may be delivered in special measures or with additional functions for your special applications. **Please do not hesitate to contact us.**

...Multipurpose Examination and Treatment tables

Please choose - without surcharge - between 2 different variants of leatherettes:
- Stamskin®Top (34 colours) or - Skai® Pandoria Plus (20 colours)



Model 132-01

Picture with extras: - Heel support (Mod. 1530)

Multipurpose examination table Model 132-01:

Frame chromed, with transverse and longitudinal bracing, levelling feet.

Basic equipment: Lying surface 4-sectioned:

- Head part (L: 550 mm) upwards adjustable +30° by 2 metal ratchets
- Middle part (L: 930 mm) as back rest, manually upwards adjustable +50°
- Rectoscoy insert (L: 100 mm) manually to lift up and fixable
- Seat section (L: 400 mm) with half-round cutout, manually inclinable 20°
- Hand grips, chromed, bothsides seat section
- Drawable basin (stainless steel) under seat, basin support plate: Trespa
- Clamps for leg holders (Leg holders = special equipment, see page 34)
- Step, black top made of polyurethane, for swinging out or into

Standard-Thickness of upholstery: 8 cm

Measures: L: 1.980 mm, W: 650 mm, H: 750 mm

Load capacity: 220 kg (max. weight of patient)

Multipurpose table Model 131-01 (without picture)

Like Model 132-01, but difference:

- Without Rectoscopy insert (Then length seat part 450 mm)
- Without step

Multipurpose examination table Mod. 2640-01XL/H:

Manual foot operated height adjustment by hydraulic pump.

Pedals for foot-controlled height positioning are bothsides the table.

Height: Adjustable from 640 mm to 1.060 mm

Mod. 2640-01XL: Height adjustment by electromotive drive.

The electric motor is controlled by 1 foot switch (option: Hand switch)

Height: Adjustable from 620 mm to 1.060 mm

Time of electric level positioning from min. to max.: 22 sec.

Basic equipment for both Models: Lying surface 4-sectioned:

- Head part (L: 550 mm) upwards adjustable +30° by 2 metal ratchets
- Middle part (L:930 mm) manually upwards adjustable +50°
- Rectoscoy insert (L: 100 mm) manually to lift up and fixable.
- Seat section (L: 400 mm) with half-round cutout, manually inclinable 20°
- Hand grips, chromed, bothsides seat section
- Drawable basin (stainless steel) under seat, basin support plate: Trespa
- Clamps for leg holders (Leg holders = special equipment, see page 34)
- Movable on 4 castors, each with total lock (Other possibilities see page 34)
- Top frame chromed, underpart white powder painted

Standard-Thickness of upholstery: 8 cm

Measures: L: 1.980 mm, W: 650 mm,

Load capacity: 220 kg (max. weight of patient)

Multipurpose table Model 2645-01XL/H and 2645-01XL without picture)

Like Models 2640-01XL/H and 2640-01XL, but difference:

- Lying surface 3-sectioned : Without Recto-Insert (Length: Seat part 450 mm)

Multipurpose examination table Model 2648-01XL

Height adjustment only by electromotive drive.

The electric motor is controlled by 1 foot switch (option: Hand switch)

Height: Adjustable from 630 mm to 1.070 mm

Time of electric adjustment from min. to max.: 22 sec.

Basic equipment: Lying surface 3-sectioned

- Head part (L: 550 mm) upwards adjustable +30° by 2 metal ratchets
- Middle part (L: 930 mm) manually upwards adjustable +50°
- Seat section (L: 450 mm) with half-round cutout, manually inclinable 20°
- Complete lying surface adjustment by electric motor -15° to inclined position, controlled by hand switch
- Hand grips, chromed, bothsides seat section
- Drawable basin (stainless steel) under seat, basin support plate: Trespa
- Clamps for leg holders (Leg holders = special equipment, see page 34)
- Movable on 4 castors, each with total lock (Other possibilities see page 34)
- Top frame chromed, underpart white powder painted

Standard-Thickness of upholstery: 8 cm

Measures: L: 1.950 mm, W: 650 mm,

Load capacity: 220 kg (max. weight of patient)



Picture with extras: - Leg support (Mod. 1510)



Model 2648-01

Both pictures with extras:

- Leg support, Goepel type (Mod. 1520)
- 1 side guard up/downwards tiltable, upholstered (Mod. 1050)

Little picture: Additional equipment:

- Fixation of foot switch at underpart (Mod. 1940)



Tables with electric motor powered adjustment must have a safety-lock-box to protect against unauthorized usage (regulations of BfArM based on EU-ordinance acc. EN 60601). Please choose between our 2 possibilities:

- Mod. 1993: Safety box, fixed on the underpart, with 1 magnetic key (see picture on page 34)
- Mod. 1995: Emergency stop button, fixed on top frame, with 2 keys (see picture on page 34)

...for Echocardiography and Treatment

Please choose - without surcharge – between 2 different variants of leatherettes:
- Stamskin®Top (34 colours) or - Skai® Pandoria Plus (20 colours)

All tables are produced in our company in Bielefeld, Germany. On request the tables may be deliverable in special measures or with additional functions. Please have a look at our special equipment to provide the tables for your special applications. For special measures, place of cutout or cutout bothsides, **please contact us.**



Model 116-01

Model 116... and Model 176...

Underpart made of round pipe 32x2 mm, with levelling feet. Underpart with transverse and longitudinal bracing, and additional support. Therefore the table has a very rugged design, in spite of the cut-out in the top frame.

Basic equipment:


- Length of head part: 800 mm
- Head part upwards adjustable +30° by 2 metal ratchets safety and for longevity.
- Foot part fixed. Length: 1.150 mm
- Cut-out in the head part, measures:
Length: 300 mm x Width: 250 mm
Place of cut-out: Left side, patient lying in supine position
- Detachable upholstery-part to close or open the cut-out
Standard-Thickness of upholstery: 8 cm
- Not movable. Other possibilities for mobility see page 34.
- Load capacity: 250 kg (max. weight of patient)

Measures: Length: 1.950 mm, Height: 650 mm

Model	Width of Lying surface	Frame colour	Underpart made of:
116-01	650 mm	Chromed	Round pipe
116-00	650 mm	White powder painted	Round pipe
116-04	650 mm	Silver powder painted	Round pipe
176-01	800 mm	Chromed	Round pipe
176-00	800 mm	White powder painted	Round pipe
176-04	800 mm	Silver powder painted	Round pipe

As special equipment:

- Head part stepless upwards adjustable by gas spring till + 45° (Mod. 1655)



Model 117-01

Model 117... and Model 177...

Underpart made of square tube 30x30x2 mm, with levelling feet. Underpart with transverse and longitudinal bracing, and additional support. Therefore the table has a very rugged design, in spite of the cut-out in the top frame.

Basic equipment:

- Length of head part: 800 mm
- Head part upwards adjustable +30° by 2 metal ratchets, safety and for longevity.
- Foot part fixed. Length: 1.150 mm
- Cut-out in the head part, measures:
Length: 300 mm x Width: 250 mm
Place of cut-out: Left side, patient lying in supine position
- Detachable upholstery-part to close or open the cut-out
Standard-Thickness of upholstery: 8 cm
- Not movable. Other possibilities for mobility see page 34.
- Load capacity: 250 kg (max. weight of patient)

Measures: Length: 1.950 mm, Height: 650 mm

Model	Width of Lying surface	Frame colour	Underpart made of:
117-01	650 mm	Chromed	Square pipe
117-00	650 mm	White powder painted	Square pipe
117-04	650 mm	Silver powder painted	Square pipe
177-01	800 mm	Chromed	Square pipe
177-00	800 mm	White powder painted	Square pipe
177-04	800 mm	Silver powder painted	Square pipe

As special equipment:

- Head part stepless upwards adjustable by gas spring till + 45° (Mod. 1655)

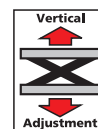
Some possibilities for customization of the Echocardiography-Tables with special equipment:

- Side guards (stickable or tilttable or foldable, all versions are possible)
- Movability (Different possibilities of castors, different sizes and locking mechanism)
- Side rails, - Fixing clamp, - Infusion pole
- Paper roll holder
- Storage basket

Please do not hesitate to contact us, or have a look at page 34 of this catalogue.

...for Echocardiography and Treatment

- height adjustable



Please choose - without surcharge – between 2 different variants of leatherettes:
- Stamskin®Top (34 colours) or - Skai® Pandoria Plus (20 colours)



Model 2550-00XL

Picture with extras: Castors 100 mm diam with central lock (Mod. 1180N), Head part stepless upwards +45° adjustable by gas spring (Mod. 1655)

Model 2550-...XL and Model 2551-...XL

Alternative 1: Manual foot operated height adjustment by hydraulic pump.

Pedals for foot-controlled height positioning are bothsides the table.

Alternative 2: Height adjustment by electromotive drive.

The electric motor is controlled by 1 foot switch (option: Hand switch)

Time of electric adjustment from min. to max.: 22 sec.

Basic equipment:

Lying surface 2-sectioned:

- Length of head part: 800 mm
- Head part upwards adjustable +30° by 2 metal ratchets, safety and for longevity.
- Cut-out in the head part: Length: 300 mm x Width: 250 mm
Place of cut-out left side, patient lying in supine position
- Foot part fixed. Length: 1.150 mm
- Detachable upholstery-part to close or open the cut-out
- Standard-Thickness of upholstery: 8 cm
- Not movable. Other possibilities for mobility see page 34.

Measures: Length: 1.950 mm.

Load capacity: 250 kg (max. weight of patient)

Model	Width lying surface	Vertical height adjustment by:	Frame colour
2550-00XL/H	700 mm	Hydraulic pump:520 - 940 mm	White powder painted
2550-04XL/H	700 mm	Hydraulic pump:520 - 940 mm	Silver powder painted
2551-00XL/H	800 mm	Hydraulic pump:520 - 940 mm	White powder painted
2551-04XL/H	800 mm	Hydraulic pump:520 - 940 mm	Silver powder painted
2550-00XL	700 mm	Electric motor: 500 - 940 mm	White powder painted
2550-04XL	700 mm	Electric motor: 500 - 940 mm	Silver powder painted
2551-00XL	800 mm	Electric motor: 500 - 940 mm	White powder painted
2551-04XL	800 mm	Electric motor: 500 - 940 mm	Silver powder painted

For customization of the Echocardiography-Tables please have a look at our special equipment, page 34 in this catalogue.

For example:

- Side guards, - Movability (Different possibilities of castors, different sizes and locking mechanism), - Head part stepless upwards +45° adjustable by gas spring, - Side rails, - Paper roll holder, - Storage basket.



Model 2095-00

Possibilities for special tilt table equipment:
Please see pages 30-31, the schedule with special equipment for Mod. 2090-00, which is nearly the same for Mod. 2095.

Model 2095-00: Frame white powder coated

Model 2095-04: Frame silver powder coated

Echocardiography-Table with Tilt-Function of lying surface.

Height and tilt function by electric motor adjustment.

Basic equipment:

Lying surface 2-sectioned:

- Length of head part: 800 mm
- Head part stepless upwards +45°adjustable by gas spring
- Cut-out in the head part. Length: 300 mm x Width: 250 mm
Place of cut-out left side, patient lying in supine position.
- Detachable upholstery-part to close or open the cut-out
- Foot part fixed. Length: 1.130 mm
- Standard-Thickness of upholstery: 8 cm
- Foot plate (to stand on) removable.
(For usage the plate is stucked in 2 holders and fixed)
- Complete lying surface tiltable by electric motor from 0° to +85°.
The motor for tilt-function is controlled by hand switch.
- The table is height adjustable by electric motor, controlled by foot switch (Standard).

Particularity: Complete tilt function possible in each height of the table

Time of electric tilt adjustment from min. to max.: 22 sec.

- Movable on 4 double-wheels castors 75 mm diam., each with total lock

- Special side rails along lying surface (left and right side)

for special tilt table equipment (Please see pages 30-31)

Measures lying surface: Length: 1.930 mm, Width: 700 mm

Height adjustable from 620 mm to 930 mm

Time of height adjustment from min. to max.: 34 sec

Load capacity for max. patient weight:

180 kg (central burdened; patient in lying position)

Measures overall: Length: 1.960 mm, Width: 850 mm

Necessary room height: 2,45 m

Tables for Echocardiography with electric motor adjustment will have plug connector for potential equalization in acc. DIN 42801

Tables with electric motor powered adjustment must have a safety-lock-box to protect against unauthorized usage (regulations of BfArM based on EU-ordinance acc. EN 60601). Please choose between our 2 possibilities:

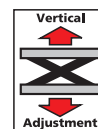
- Mod. 1993: Safety box, fixed on the underpart, with 1 magnetic key (see picture on page 34)

- Mod. 1995: Emergency stop button, fixed on top frame, with 2 keys (see picture on page 34)

...for Echocardiography and Treatment

- height adjustable, with 3 adjustable surface segments

Please choose - without surcharge - between 2 different variants of leatherettes:
- Stamskin®Top (34 colours) or - Skai® Pandoria Plus (20 colours)



Model 2690-00XL

There are different possibilities of positioning the surface parts of the table: Roof shape, Trendelenburg and Reverse Trendelenburg adjustments is possible (see picture 2 and 3)



Model 2690-00XL



Model 2690-00XL

Model 2690-00XL: Frame white powder coated
Model 2690-04XL: Frame silver powder coated
Height adjustment by electromotive drive from **630 mm to 1.070 mm**.
The electric motor is controlled by 1 foot switch
(Option: Hand switch)
Time of electric adjustment from min. to max.: 22 sec.

Basic equipment:

- Lying surface 3-sectioned:
- Head part stepless up- (+45°) and downwards (-30°) adjustable by gas spring.
 - Length head part: 400 mm
 - Head part with opening for nose and upholstery to close
 - Middle part (L: 580 mm) stepless up- (+20°) and downwards (-10°) adjustable by second electric motor, as standard controlled by hand switch.
 - Middle part with cut-out, measures: Length: 300 mm x Width: 250 mm
Place of cut-out left side, patient lying in supine position
 - Detachable upholstery-part to close or open the cut-out
 - Foot part stepless up- (+60°) and downwards (-12°) adjustable by gas spring.
Length foot part: 970 mm
 - Standard-Thickness of upholstery: 6 cm
 - Movable on 4 castors, 75 mm diam., each with total lock
(Other possibilities for mobility see page 34)

Measures lying surface: Length: 1.950 mm, Width: 700 mm
Height adjustable from 630 mm to 1.070 mm

Load capacity for max. patient weight:
220 kg (central burdened; patient in lying position)



Model 2695-00XL



Model 2695-00XL

Model 2695-00XL: Frame white powder coated
Model 2695-04XL: Frame silver powder coated
Height adjustment by electromotive drive from **630 mm to 1.070 mm**.
The electric motor is controlled by 1 foot switch
(Option: Hand switch)
Time of electric adjustment from min. to max.: 22 sec.

Basic equipment:

- Lying surface 3-sectioned:
- Head part stepless up- (+45°) and downwards (-30°) adjustable by gas spring.
 - Length head part: 400 mm
 - Head part with opening for nose and upholstery to close
 - Middle part (L: 580 mm) stepless up- (+20°) and downwards (-10°) adjustable by second electric motor, as standard controlled by hand switch.
 - Middle part with 2 cut-outs, each measures:
Length: 300 mm x Width: 250 mm
Because of a special middle girder in the middle section, the table has a very rugged design, in spite of the 2 cut-outs
 - 2 detachable upholstery-parts to close or open the cut-outs
 - Foot part stepless up- (+60°) and downwards (-12°) adjustable by gas spring.
Length foot part: 970 mm
 - Standard-Thickness of upholstery: 6 cm
 - Movable on 4 castors, 75 mm diam., each with total lock
(Other possibilities for mobility see page 34)

Measures lying surface: Length: 1.950 mm, Width: 700 mm
Height adjustable from 630 mm to 1.070 mm

Load capacity for max. patient weight:
220 kg (central burdened; patient in lying position)

There are different possibilities of positioning the surface parts of the table: Roof shape, Trendelenburg and Reverse Trendelenburg adjustments is possible (see above pictures)

Tables for Echocardiography with electric motor adjustment will have plug connector for potential equalization in acc. DIN 42801

Tables with electric motor powered adjustment must have a safety-lock-box to protect against unauthorized usage (regulations of BfArM based on EU-ordinance acc. EN 60601). Please choose between our 2 possibilities:

- Mod. 1993: Safety box, fixed on the underpart, with 1 magnetic key (see picture on page 34)
- Mod. 1995: Emergency stop button, fixed on top frame, with 2 keys (see picture on page 34)

...Tilt table with fixed height and lying surface tiltable

Please choose - without surcharge – between 2 different variants of leatherettes:
- Stamskin®Top (34 colours) or - Skai® Pandoria Plus (20 colours)



Model 90-00: Frame white powder coated

Model 90-04: Frame silver powder coated

Tilt table with fixed height (no height adjustment) and Tilt-Function by electric motor adjustment.

Basic equipment:

Lying surface 1-sectioned (without adjustable head part (= option), different possibilities see schedule below)

- Foot plate (to stand on) removable.

For usage the foot plate is stucked in 2 holders and fixed.

- Lying surface **tiltable by electric motor from -15° to +85°**.

The motor is controlled by hand and foot switch

Time of electric tilt adjustment from min. to max.: 22 sec.

(Faster movement for tilting is possible as option, but then loss of motor power. For more informations please contact us.)

- Movable on 4 double-wheels castors, 75 mm diam., each with total lock

- Special side rails along lying surface (left and right side)

for special tilt table equipment. (Please see schedule below)

- Thickness of upholstery: 6 cm. Upholstery base: Laminated wood

Measures lying surface: Length: 1.930 mm, Width: 700 mm


Height (lying surface in horizontal position): 700 mm

Load capacity for max. patient weight:

180 kg (central burdened; patient in lying position)

Measures overall: Length: 1.960 mm, Width: 850 mm

Necessary room height: 2,15 m (without extension rail)



Special equipment for Model 90-00 / 90-04	Representation: Page, Picture-No.	Code	Mod.-No.
Extension rail	Page 30, Picture 3	A	90-025
1 Pair of little grip handles	Page 30, Picture 1	B	90-028
Upholstery for strap (for pressure distribution)	Page 30, Picture 5	C	90-034
1 Safety belt	Page 30, Pictures 1, 3, 5	D	90-035
1 Pair attachment clamps (Necessary to fix the belt at the side rails of the tilt table)	Page 30, Pictures 1, 3, 5	E	90-036
Work and rest desk, up-/downwards adjustable	Page 30, Picture 1	F	90-037
Work and rest desk, rigid	Page 30, Picture 2	G	90-039
1 Pair of big grip handles	Page 31, Pictures 1, 2	H	90-038
Head part up-/downwards adjustable by gas spring. (then without holder for extension rail)	Page 30, Pictures 4, 5	K	90-041
Foot plate (to stand on) up-/downwards adjustable by electric motor (then not removable)	Page 30, Pictures 4, 5	L	90-043
Head section upwards manual adjustable	Page 30 and 31, Pictures 1-3	M	90-058
Angle gauge (bothsides the table)	without picture	-	90-090
Width of lying surface 800 mm	without picture	-	90-080
Arm rest	Page 30, Picture 4	N	90-059
Attachment clamp to fix arm rest at side rail	Page 30, Picture 4	O	90-143
Paper roll holder	without picture	-	90-1272

For information:

The special equipment of Tilt tables Mod. 90 and 2090 is nearly the same, excepted head adjustability by gas spring.

Please notice: All pictures 1 – 5 showing Model 90-00 with special equipment. The special equipment is marked in the pictures with letters. Please use the schedule to decode and identify it to provide the table with special equipment for your special applications.

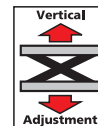
Tables with electric motor powered adjustment must have a safety-lock-box to protect against unauthorized usage (regulations of BfArM based on EU-ordinance acc. EN 60601). Please choose between our 2 possibilities:

- Mod. 1993: Safety box, fixed on the underpart, with 1 magnetic key (see picture on page 34)

- Mod. 1995: Emergency stop button, fixed on top frame, with 2 keys (see picture on page 34)

...Tilt table with

- height adjustment by electric motor
- lying surface tiltable by electric motor



Please choose - without surcharge – between 2 different variants of leatherettes:
- Stamskin®Top (34 colours) or - Skai® Pandoria Plus (20 colours)



Model 2090-00: Frame white powder coated
Model 2090-04: Frame silver powder coated
With electric motor drive for height and tilting adjustment of lying surface.
Particularity: Complete tilt function possible in each height of the table. Complete height adjustment (max. or min.) possible in each surface level position. (Both possibilities of adjustment are independent of each other)

Basic equipment:
Lying surface 1-sectioned (without adjustable head part (= option), different possibilities see schedule below.)
- Foot plate (to stand on) removable.
For usage the foot plate is stuck in 2 holders and fixed.
- With 2 independent working electric motors:
One for height adjustment, one for tilting.
- Complete lying surface **tiltable by electric motor from 0° to +85°** controlled by hand switch.
Time of electric **tilt adjustment min. to max.: 22 sec.** (Faster movement for tilting is possible as option, but then loss of motor power. For more informations, please contact us.)
- **Height adjustment** by electric motor: **590 mm to 900 mm** controlled by foot switch. Time of height adjustment min. to max.: 34 sec.
- Movable on 4 double-wheels castors, 75 mm diam., each with total lock
- Special side rails along lying surface (left and right side) for special tilt table equipment. (Please see schedule below)
- Thickness of upholstery: 6 cm. Upholstery base: Laminated wood
Measures lying surface: Length: 1.930 mm, Width: 700 mm
Height adjustable from 590 mm to 900 mm
Load capacity for max. patient weight:
180 kg (central burdened; patient in lying position)
Measures overall: Length: 1.960 mm, Width: 850 mm
Necessary room height: 2,40 m (without extension rail)



Please notice: All pictures 1 – 3 showing Model 2090-00 with special equipment. The special equipment is marked in the pictures with letters. Please use the schedule to decode and identify it to provide the table with special equipment for your special applications.

Please note:
Also special equipment for Model 2095

Special equipment for Model 2090-00 / 2090-04	Representation: Page, Picture-No.	Code	Mod.-No.
Extension rail	Page 30, Picture 3	A	2090-025
1 Pair of little grip handles	Page 30, Picture 1	B	2090-028
Upholstery for strap (for pressure distribution)	Page 30, Picture 5	C	2090-034
1 Safety belt	Page 30, Pictures 1, 3, 5	D	2090-035
1 Pair attachment clamps (Necessary to fix the belt at the side rails of the tilt table)	Page 30, Pictures 1, 3, 5	E	2090-036
Work and rest desk, up-/downwards adjustable	Page 30, Picture 1	F	2090-037
Work and rest desk, rigid	Page 30, Picture 2	G	2090-039
1 Pair of big grip handles	Page 31, Pictures 1, 2	H	2090-038
Head part upwards adjustable by gas spring. (then without holder for extension rail)	without picture	-	2090-042
Foot plate (to stand on) up-/downwards adjustable by electric motor (then not removable)	Page 30, Pictures 4, 5	L	2090-043
Head section upwards manual adjustable	Page 30 and 31, Pictures 1-3	M	2090-058
Angle gauge (bothsides the table)	without picture	-	2090-090
Width of lying surface 800 mm	without picture	-	2090-080
Arm rest	Page 30, Picture 4	N	2090-059
Attachment clamp to fix arm rest at side rail	Page 30, Picture 4	O	2090-143
Paper roll holder	without picture	-	2090-1272

For information:
The special equipment of Tilt tables Mod. 90 and 2090 is nearly the same, excepted head adjustability by gas spring.

Tables with electric motor powered adjustment must have a safety-lock-box to protect against unauthorized usage (regulations of BfArM based on EU-ordinance acc. EN 60601). Please choose between our 2 possibilities:
- Mod. 1993: Safety box, fixed on the underpart, with 1 magnetic key (see picture on page 34)
- Mod. 1995: Emergency stop button, fixed on top frame, with 2 keys (see picture on page 34)

...Medical furniture: Stools, Swivel stools:

Please choose - without surcharge – between 2 different variants of leatherettes:
- Stamskin®Top (34 colours) or - Skai® Pandoria Plus (20 colours)



Swivel Stool Model 410-02



Swivel Stool Model 411-02



Swivel Stool Model 412-02



Swivel Stool Model 414-02

Swivel Stools (Mod.-Nos. 410, 411, 412, 414-02)

Basic equipment:

- 5-arm polished aluminium base. Underpart-diam.: 600 mm
- Seat height adjustable by gas spring
- With around going hand ring release for height positioning under seat
- Seat base: Laminated wood. Seat: 350 mm diam.
- Seat upholstered, covering see colour selection card

Movable swivel stools:

- Movable on 5 double castors, each 50 mm diam, with load dependent wheel brakes
- Castors usable for hard and soft floors
- High resistant castors, cover made of zinc-die-casting, cover chromed
- Castors with load dependent wheel brakes means:
 - *Swivel stools burdened: Castors free movable
 - *Swivel stools unburdened: Castors not movable

Swivel stools not movable:

- Fixed standing on floor glides with high bearing face of 50 mm
- Load capacity: 130 kg

Total weight of Mod. 410 + 412: 6,5 kg, Mod. 411 + 414: 8 kg

Model	Configuration	Seat upholstery, thickness:	Height adjustment
410-02	Movable	Flat upholstered: 35 mm	490 mm - 680 mm
411-02	Movable	Moulded upholstery: 60 mm	530 mm - 720 mm
412-02	Fixed on glides	Flat upholstered: 35 mm	460 mm - 650 mm
414-02	Fixed on glides	Moulded upholstery: 60 mm	500 mm - 690 mm

For other range of height adjustment please contact us



Model 420-02

Swivel Stool Model 420-02

Basic equipment:

- 5-arm polished aluminium base. Underpart-diam.: 600 mm
- Movable on 5 double castors, each 50 mm diam, with load dependent wheel brakes
- Castors usable for hard and soft floors
- High resistant castors, cover made of zinc-die-casting, cover chromed
- Castors with load dependent wheel brakes means:
 - *Swivel stool burdened: Castors free movable
 - *Swivel stool unburdened: Castors not movable
- With going around foot rest
- Seat height adjustable by gas spring from 510 mm to 700 mm
- With release hand-lever under seat
- Seat base: Laminated wood. Seat: 370 mm diam.
- Seat with moulded upholstery, thickness 65 mm
- With upholstered backrest
- Backrest manual height adjustable
- Covering: All colours from colour selection card
- Load capacity: 130 kg, Total weight of Mod. 420-02: 12 kg



Model 400-01



Model 400-00



Model 404-01

Model 400-01: Frame chromed
Model 400-00: Frame white powder coated
Model 400-04: Frame silver powder coated
 Underpart made of square tube 30x30x2 mm.
 Seat with moulded upholstery, thickness 65 mm
Measures: 420 x 420 mm
 Seat height: 480 mm
 Colours for upholstery: See colour selection card
 Total weight: 6 kg. Load capacity: 200 kg

This stools we manufacture ourselves in Bielefeld, Germany. On request Model 400 may be deliverable in special measures or with additional functions.

Model 404-01
 5-leg-stool, made of round pipe, chromed.
 Seat base of laminated wood. Seat measures: 350 mm diam.
 Seat flat upholstered. (Thickness 35 mm)
 Colours for upholstery: See colour selection card
Measures: Underpart-diam.: 520 mm, seat height: 490 mm
 Total weight: 4 kg. Load capacity: 200 kg

The illustrations and pictures in our catalogue do not always show the actual product. We reserve right to change dimensions, technical datas and properties, alter or discontinue products without prior notice.

...Medical furniture:

Steps, Multi-Purpose-Tables, Arm/Leg Support, Positioning aids:



Step Model 319-01

Underpart made of square tube 30x30x2 mm, chromed.
Tread made of polyurethane, coloured black.

Measures: Height: 150 mm, Tread-size: 550 mm x 300 mm
Weight: 4,5 kg

Step Model 320-01

Like Model 319-01, difference: Height: 250 mm, Weight: 5 kg

Double-step Model 321-01

Underpart made of square tube 30x30x2 mm, chromed.
With 2 treads, treads made of polyurethane, coloured black.
Tread-size each: 550 mm x 300 mm

Measures: Height: Step 1: 230 mm. Step 2: 460 mm
Measures overall: L: 560 mm, W: 300 mm, Weight: 11 kg



Model 325-01



Model 327-01

Multi-purpose-table Model 325-00: Underpart white

Multi-purpose-table Model 325-04: Underpart silver

Basic equipment:

With 2 table-tops made of HPL, 8 mm thick, white:

- Big table top (580 x 400 mm) manual tiltable
- Little table top (150 x 200 mm) fixed
- 1 Bag-hook under big top
- 2 shoe holders upon the underpart

Complete table manual height adjustable from 750 – 1.100 mm
(Option: Table lifting unforced by gas spring, Mod. 325-55)

- Movable on 4 castors 65 mm diam.
- Measures overall: L: 740 mm, W: 400 mm, Weight: 11 kg

Multi-purpose-table Model 327-00: Underpart white

Multi-purpose-table Model 327-04: Underpart silver

Basic equipment:

- 1 table-top, 760 x 420 mm, made of HPL, 8 mm thick, white
- Dustbin, white plastics, removable
- Table top manual height adjustable from 720 – 1.000 mm
(Option: Table lifting unforced by gas spring, Mod. 327-55)
- Movable on 4 castors 65 mm diam.

Weight: 13 kg

For customization of our multi-purpose-tables for your special applications, like special measures or additional functions, **please contact us.**

Arm / Leg support Model 315-01

Basic equipment:

- Standing on 5-arm base, not movable
 - Stand- and extension-pipe, chromed
 - Cushion support, basis massive wood, upholstered
 - Covering of upholstery: Please choose - without surcharge – between 2 different variants of leatherettes:
 - Stamskin® Top (34 colours) or - Skai® Pandoria Plus (20 colours)
 - Cushion support rotatable and tiltable
 - Manual height adjustable from 670 – 930 mm
- Weight: 4 kg



Model 315-01

Arm / Leg support Model 316-01 (without picture)

Like Model 315-01, difference:

Movable on 5 castors 50 mm diam., each with total lock.
Weight: 4,5 kg

Patient positioning aids

Covering: See colour selection card

Wedge shaped bolster Model 2014+No. of covering colour

Measures: L: 40 cm, W: 40 cm, H: from 10 cm to 1,5 cm


Half roll bolster Model 2013+No. of covering colour

Measures: Length: 57 cm, Width: 20 cm, Height: 9,5 cm

Neck bolster Model 2011+No. of covering colour

Measures: Length: 57 cm, 15 cm diam.

Other measures on request



Model 2014

Model 2013

Model 2011

...abstract of aviable special equipment...



Paper roll holder 1270K




Paper roll holder 1267




Storage basket 1850



Paper roll holder 1270F



Opening for nose 1610



4 wall protection bumpers
with holder 1175 / 1176



Longitudinal protection
rods 1178 and 1179



Leg supports 1510



Leg supports Goepel 1520



Fixation for foot switch 1940



Head part adjustment by
electric motor Mod. 1665




Push handle upright 1815



Push handle Mod. 1810



Infusion pole Mod. 1450



Arm rest Mod. 1440



Comfort-casters 125 mm diam. Mod. 1185



Side guard stickable 1010



Side guard tiltable 1040



Side guard upholstered



Wheel-lifting/fixing mechanism 1045




Side guard Model 1005 to fit on side rail



Side guard foldable Mod. 1080



Foot switch rail, lateral Mod. 1950



Side rail Mod. 1410




Emergency stop button 1995



Safety box Mod. 1993

**We have expanded our range of leatherette for upholstery covering:
Please choose – without surcharge – from 2 excellent leatherette collections:
- Skai® Pandora Plus with smooth velvety surface (20 colors)
- Stamskin® Top with grained surface (34 colors)
Please ask for our new and separate color chart.**

More from the versatile product range of Dewert:



Catalogue blue with Therapy and Treatment Tables

**Brochure of serial DX 1:
Versatile tables for Examination, Treatment, Therapy**



For detailed informations please request our special brochures and catalogues.

For your free disposal:



K. H. Dewert GmbH · Vollmestraße 7 · D-33649 Bielefeld
Postfach 14 40 28 · D-33634 Bielefeld · Germany
Telefon + 49 (0) 5 21/4 00 27-0 · Fax + 49 (0) 5 21/4 00 27-27
Internet: www.khdewert.de · E-Mail: info@khdewert.de